NDSP Data Presentation

NEVADA SENTENCING COMMISSION

NOVEMBER 20, 2026

SENTENCING POLICY
State of Nevada

DUI Presentation Overview

- Dataset Review
- RCCD Arrest Trends
- NPP Supervision Trends
- NDOC Admission Trends
- Year-End Population Trends
- Future Projects

Dataset Review

- **Data Sources**
  - Arrest Data: Nevada Department of Public Safety's Records, Communication, and Compliance Division (DPS, RCCD)
  - Supervision Data: Nevada Department of Public Safety's Division of Parole and Probation (DPS, NPP)
  - Corrections Data: Nevada Department of Corrections (NDOC)
- January 1, 2017, through December 31, 2025.
- Felony and Misdemeanor DUI Data

RCCD DUI Arrest Trends

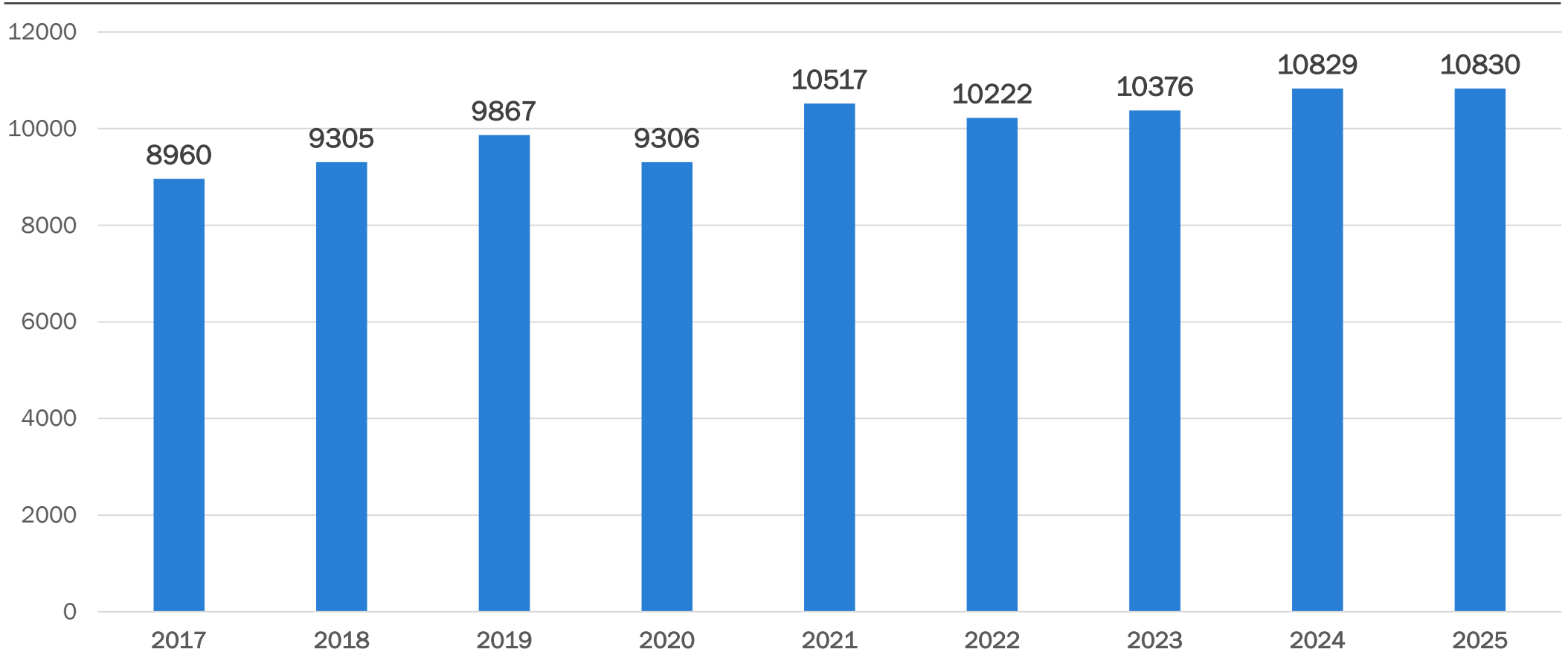

NPP DUI Supervision Begin Trends

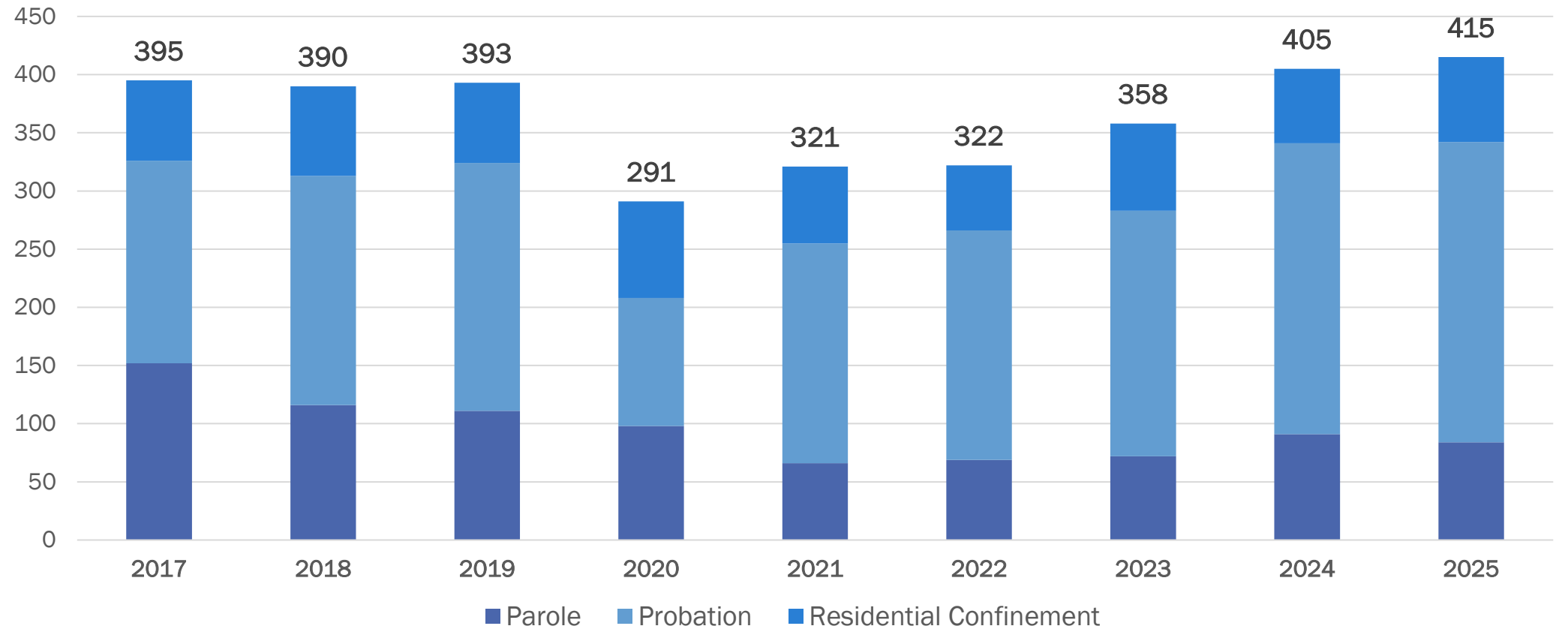

NDOC DUI Admission Trends

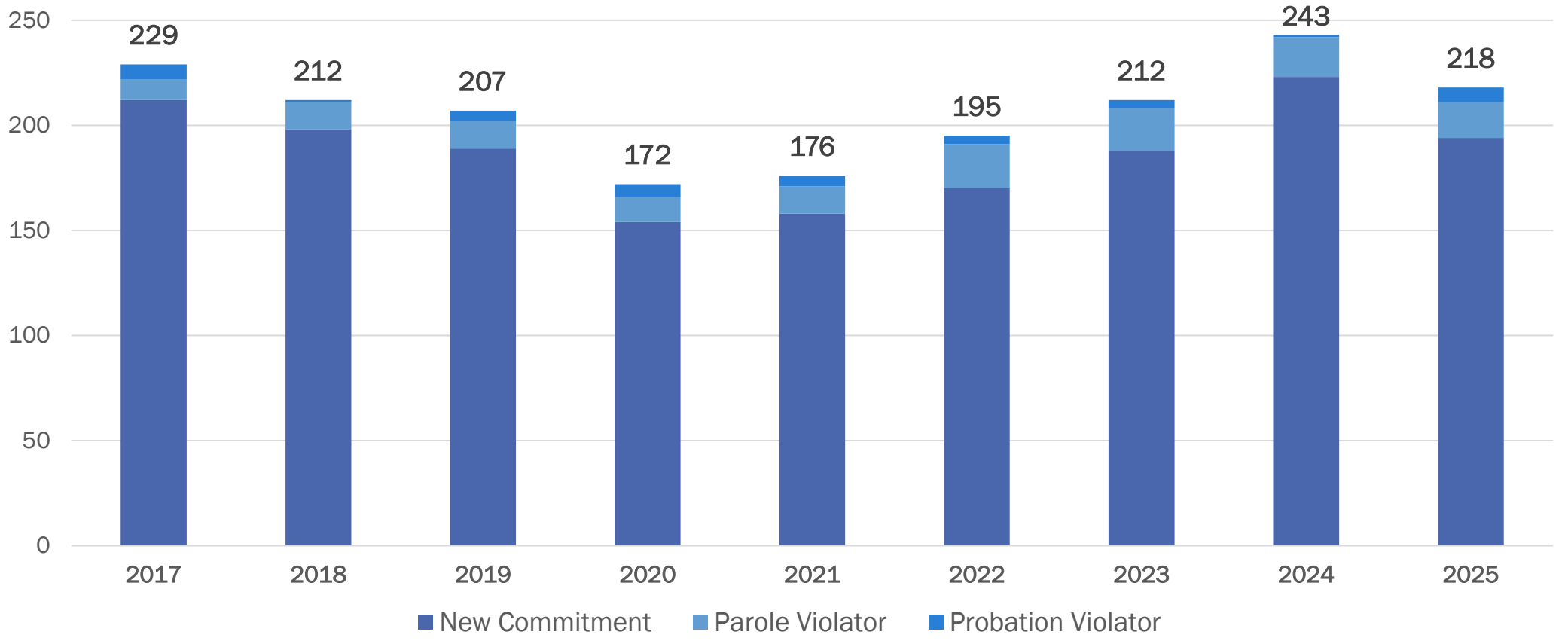

Year-Over-Year Percent Change
Arrest, Supervision Begin, and Admissions

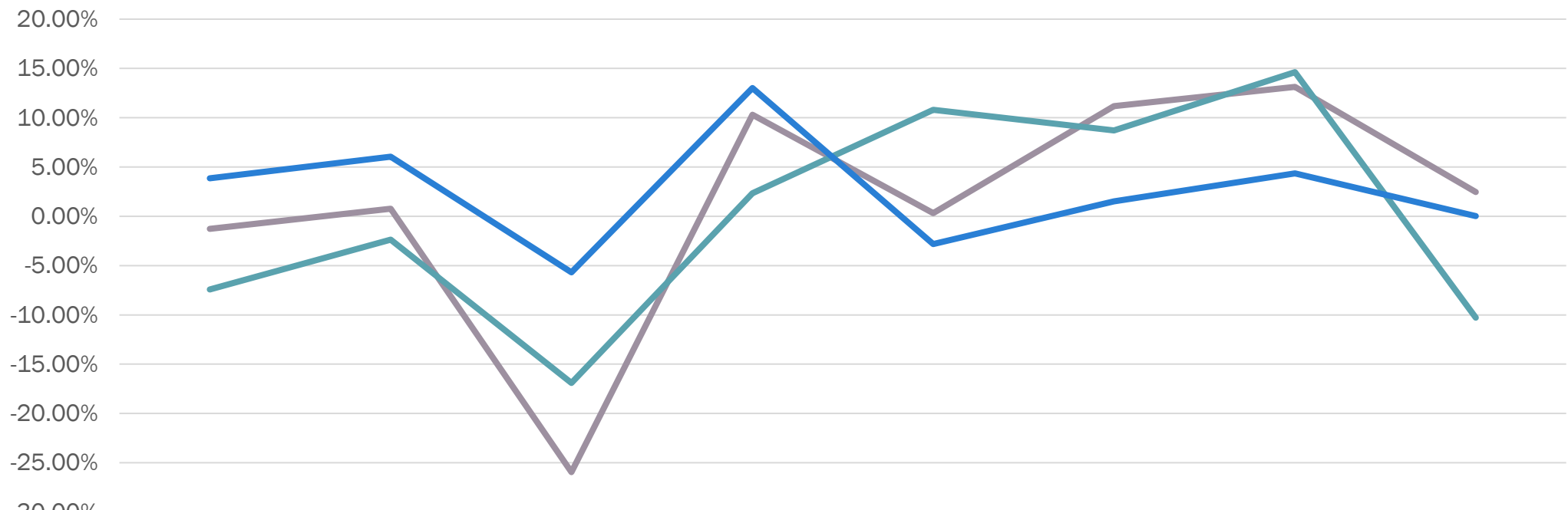

	2017-2018	2018-2019	2019-2020	2020-2021	2021-2022	2022-2023	2023-2024	2024-2025
NPP	-1.27%	0.77%	-25.95%	10.31%	0.31%	11.18%	13.13%	2.47%
NDOC	-7.42%	-2.36%	-16.91%	2.33%	10.80%	8.72%	14.62%	-10.29%
RCCD	3.85%	6.04%	-5.69%	13.01%	-2.80%	1.51%	4.37%	0.01%

RCCD

DUI Arrests by County

SENTENCING POLICY
State of Nevada

County	2017	2018	2019	2020	2021	2022	2023	2024	2025
Carson City	177	201	133	135	110	130	210	256	235
Churchill	64	146	109	85	119	114	112	113	87
Clark	5008	5362	5945	5889	5241	5244	5342	5988	5856
Douglas	159	179	169	181	172	168	179	228	219
Elko	297	281	277	310	245	288	210	164	187
Esmeralda	11	7	7	2	3	1	7	6	4
Eureka	3	3	6	10	1	6	6	10	6
Humboldt	54	48	53	26	40	34	86	95	97
Lander	25	41	42	21	26	13	20	8	8
Lincoln	10	31	32	23	23	18	13	14	24
Lyon	161	151	154	159	222	200	237	237	344
Mineral	54	48	74	60	62	29	49	44	37
Nye	127	139	114	93	134	143	174	190	164
Pershing	21	13	12	14	14	15	42	15	6
Storey	19	35	64	44	45	33	22	53	77
Washoe	1828	1680	1645	1381	1506	1342	1329	1452	1522
White Pine	63	65	49	48	51	64	41	38	17
Unknown	879	875	982	825	2503	2380	2297	1918	1940
Grand Total	8960	9305	9867	9306	10517	10222	10376	10829	10830

NPP

DUI Supervision Begin by County

County	2017	2018	2019	2020	2021	2022	2023	2024	2025
Carson	16	15	17	17	8	9	13	8	14
Churchill	10	15	17	2	8	17	5	9	13
Clark	223	206	222	139	181	155	208	231	201
Douglas	8	8	5	5	6	11	7	11	9
Elko	15	10	9	13	13	11	6	7	8
Esmeralda	0	0	0	0	0	0	0	0	0
Eureka	0	0	1	0	0	0	2	0	0
Humboldt	6	6	3	4	0	2	3	2	2
Lander	0	1	0	0	0	0	1	1	0
Lincoln	1	1	0	2	1	4	0	0	1
Lyon	11	8	12	9	7	10	8	8	8
Mineral	2	2	0	2	1	1	1	2	0
Nye	4	10	4	5	3	2	1	7	7
Pershing	1	2	1	0	2	1	1	0	0
Storey	0	0	0	0	0	0	0	1	1
Washoe	86	88	82	76	69	67	67	83	86
White Pine	5	4	2	2	2	4	4	3	2
Unknown	7	14	18	15	20	28	31	32	63
Grand Total	**395**	**390**	**393**	**291**	**321**	**322**	**358**	**405**	**415**

SENTENCING POLICY
State of Nevada

NDOC

DUI Admissions by County

County	2017	2018	2019	2020	2021	2022	2023	2024	2025
Carson	11	14	8	2	6	8	5	5	9
Churchill	8	5	2	10	8	2	8	8	9
Clark	119	104	125	80	83	106	99	133	123
Douglas	7	4	6	13	7	9	13	6	6
Elko	7	8	7	10	6	2	5	8	6
Esmeralda	0	0	0	0	0	0	0	0	0
Eureka	0	0	0	0	1	0	1	0	0
Humboldt	2	1	3	1	1	2	1	2	1
Lander	0	2	0	0	1	0	1	0	0
Lincoln	1	0	0	0	1	0	0	1	0
Lyon	9	7	9	11	5	4	5	8	6
Mineral	2	1	1	2	0	1	1	1	1
Nye	6	4	2	1	2	1	6	6	4
Pershing	0	0	0	0	0	1	1	0	0
Storey	0	0	0	1	0	0	1	0	0
Washoe	56	61	41	40	53	58	64	65	50
White Pine	1	1	3	1	2	1	1	0	3
Unknown	0	0	0	0	0	0	0	0	0
Grand Total	229	212	207	172	176	195	212	243	218

SENTENCING POLICY
State of Nevada

NPP DUI Supervision Begin Trends By Gender

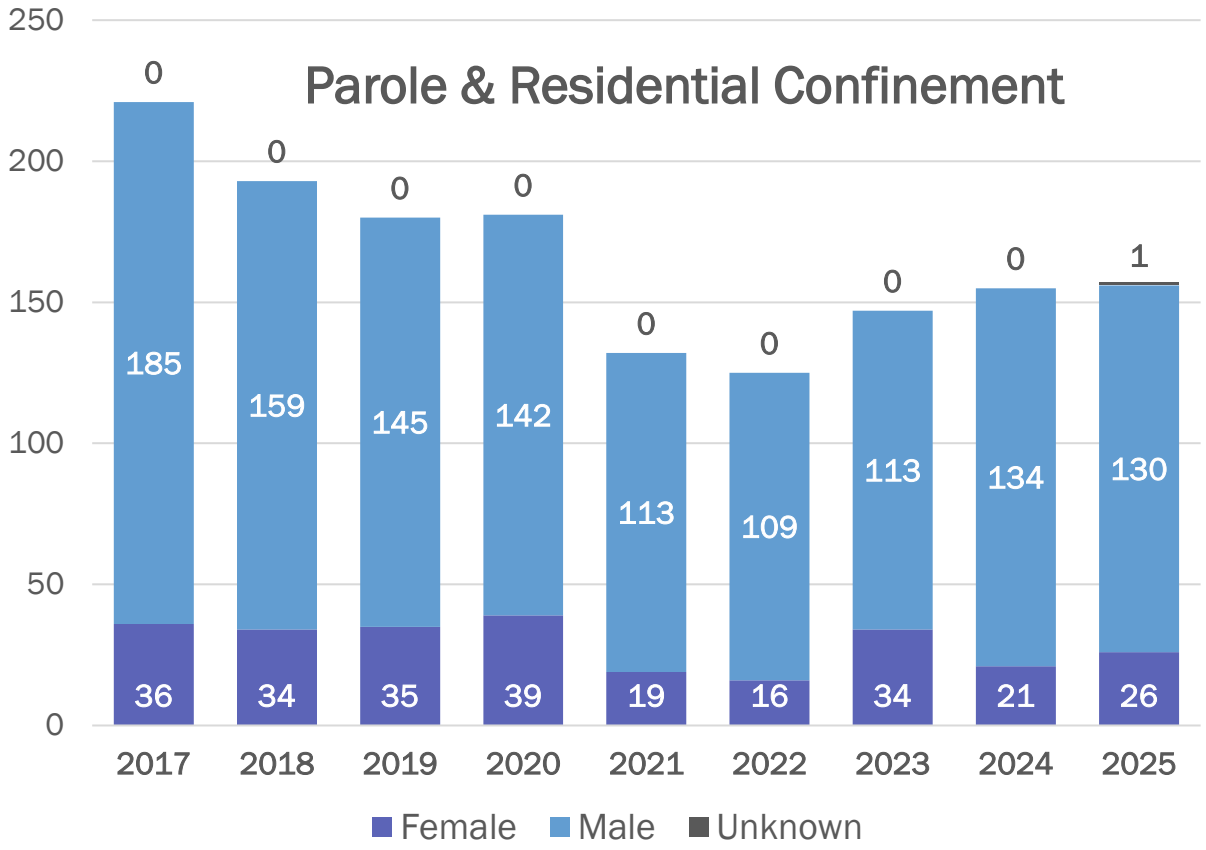

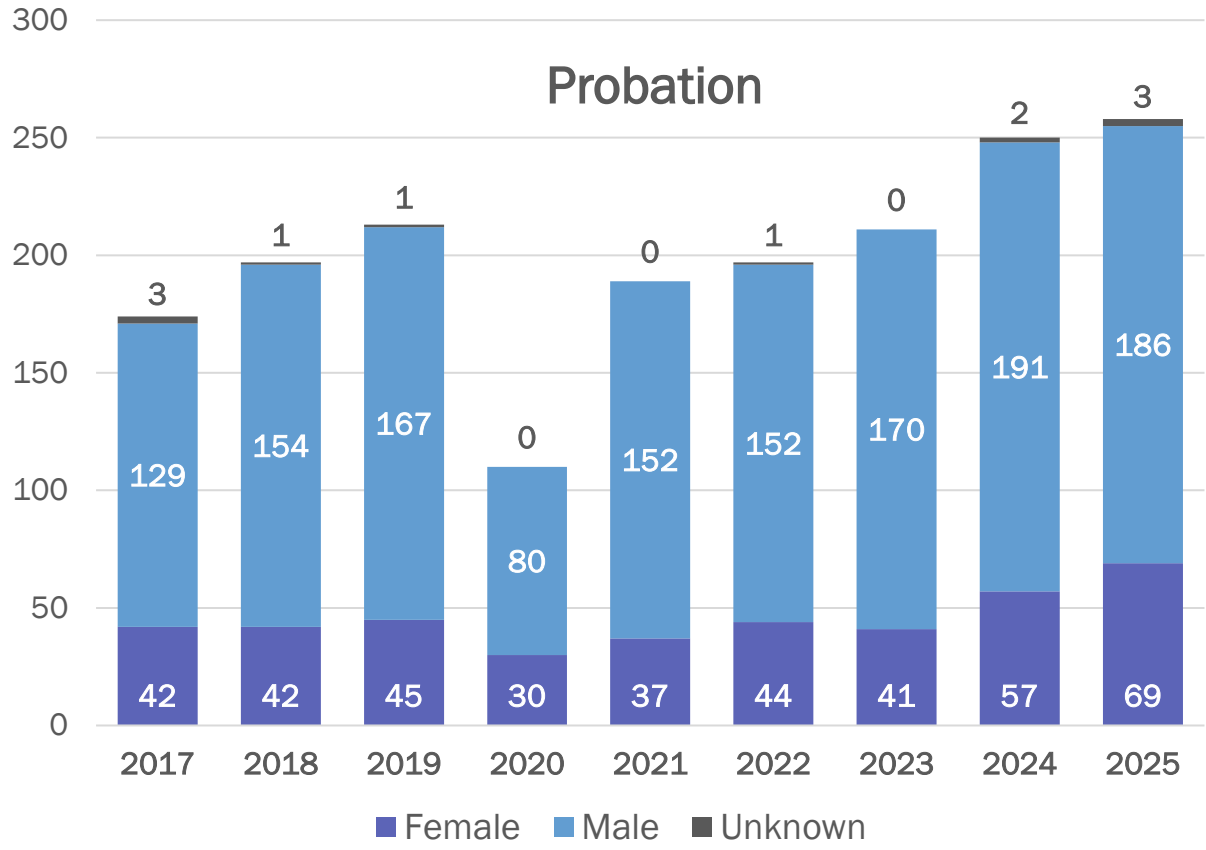

NDOC DUI Admission Trends By Gender

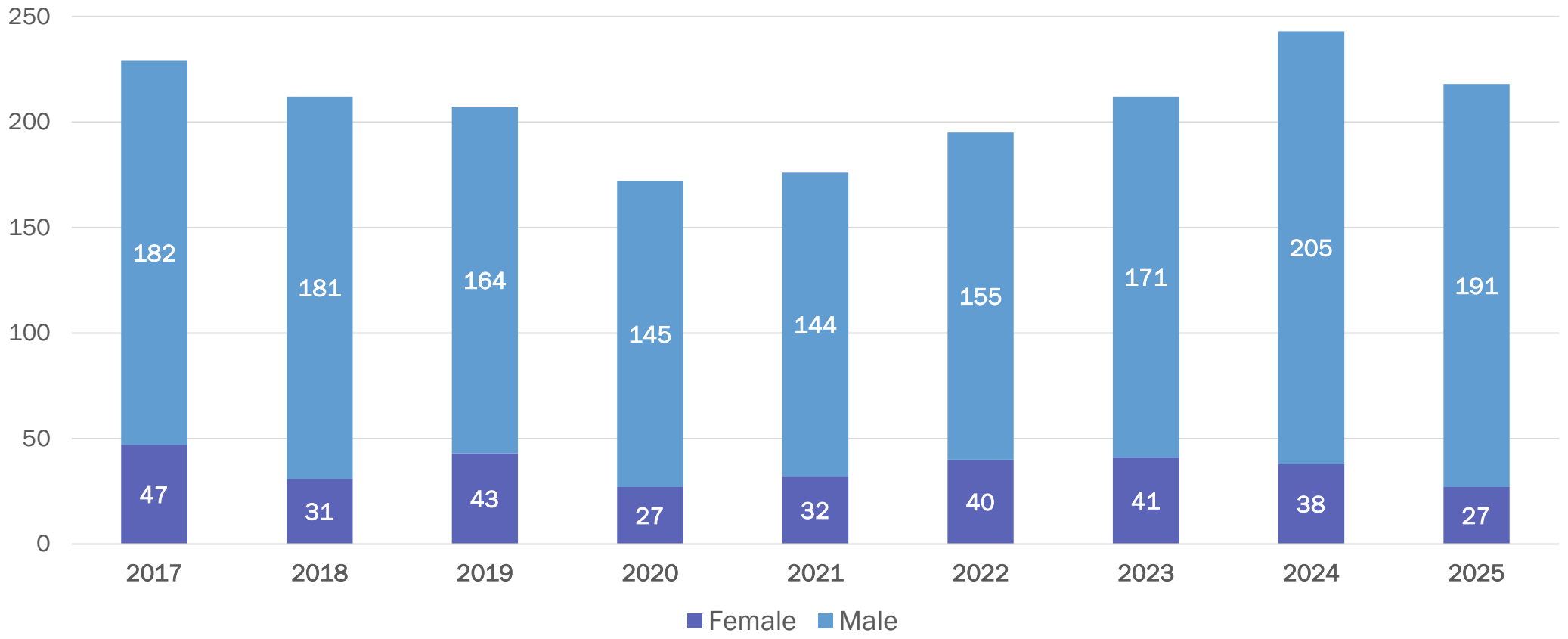

NPP DUI Supervision Begin Trends By Age

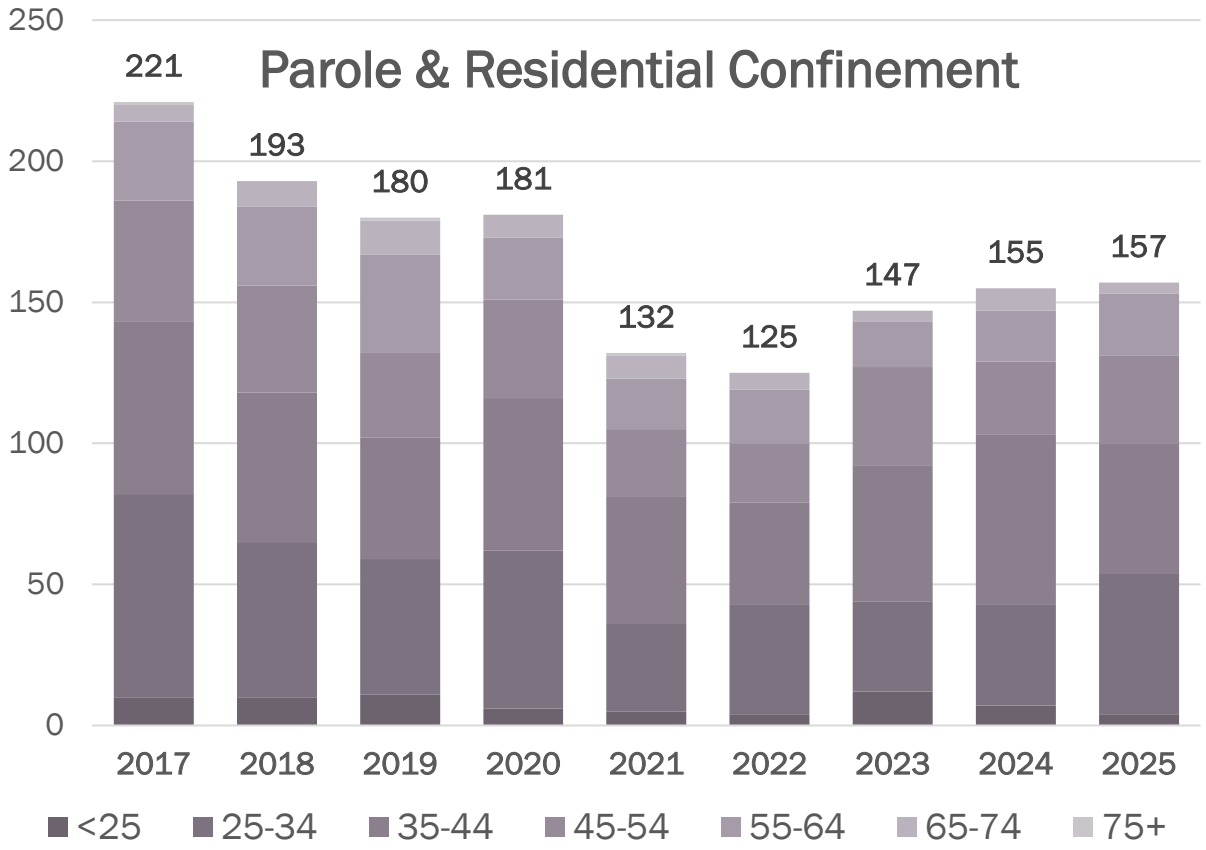

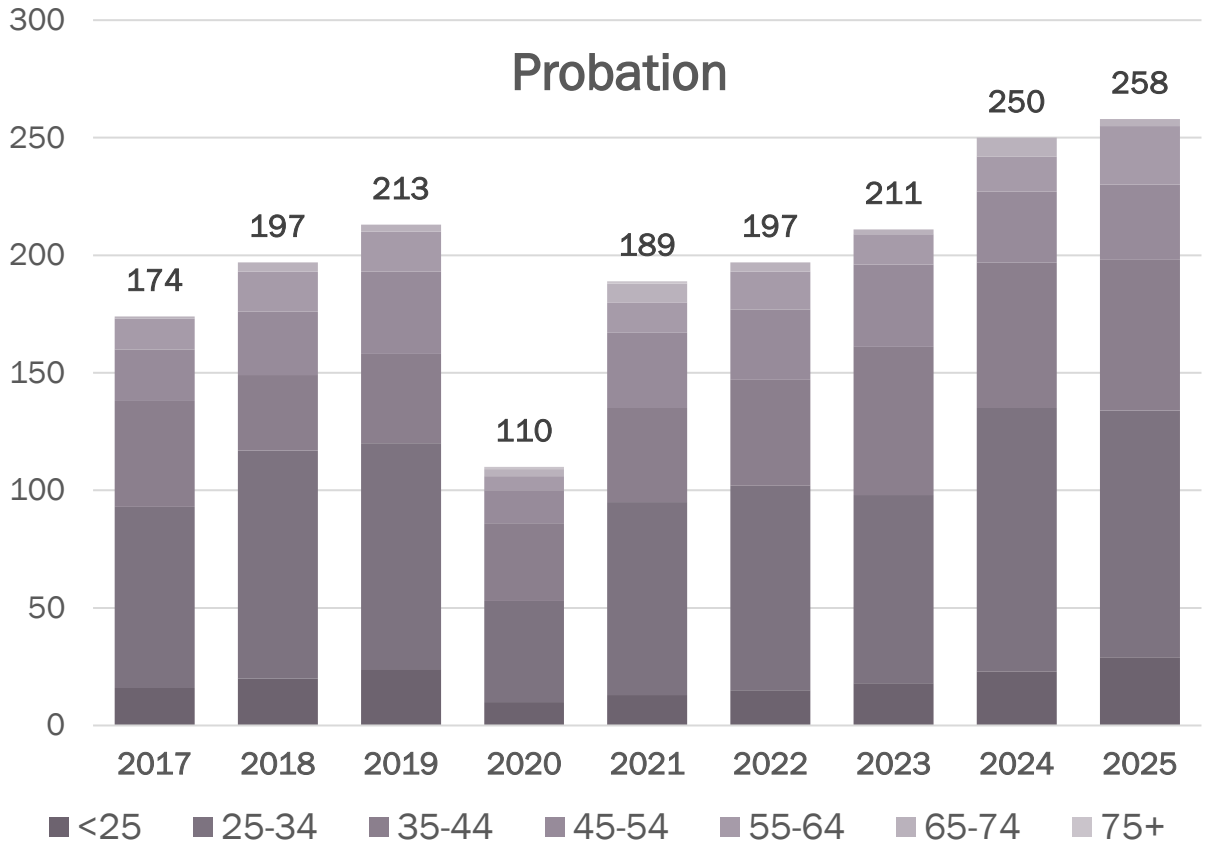

NDOC DUI Admission Trends By Age

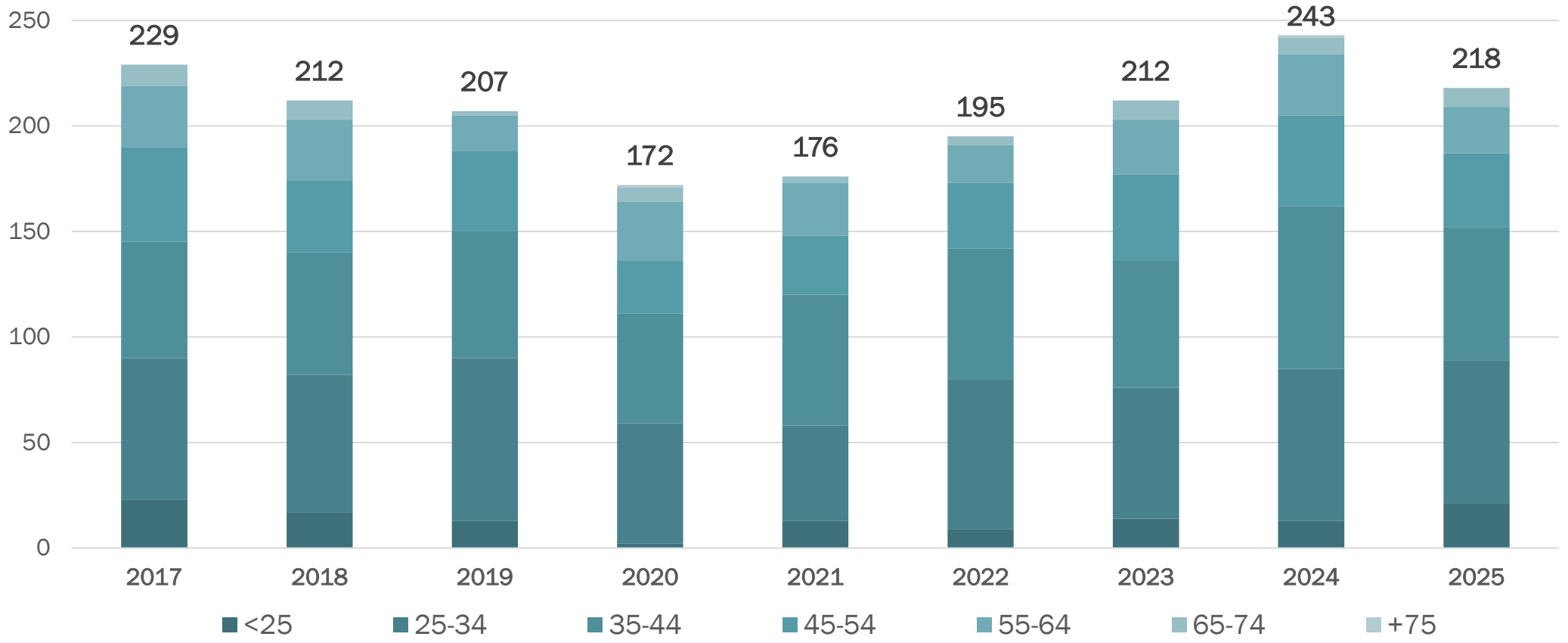

NPP DUI Supervision Begin Trends By Race

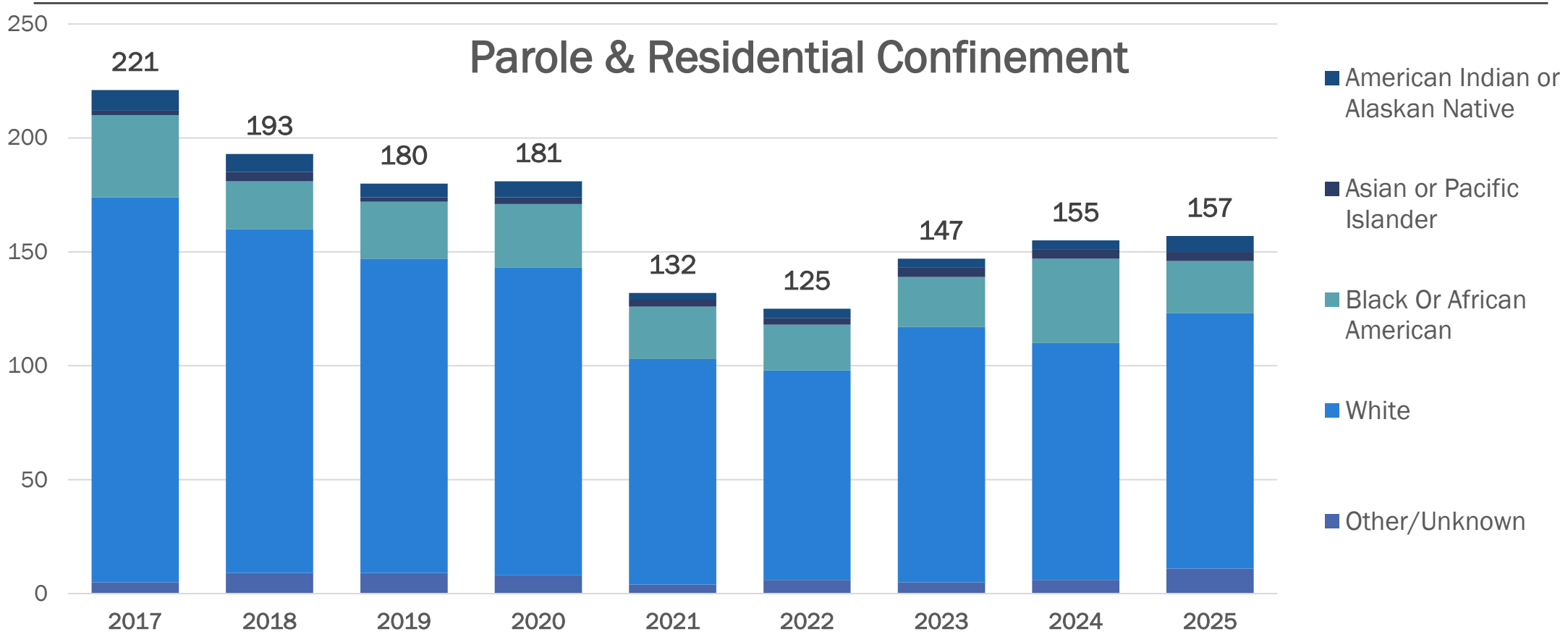

NPP DUI Supervision Begin Trends By Race

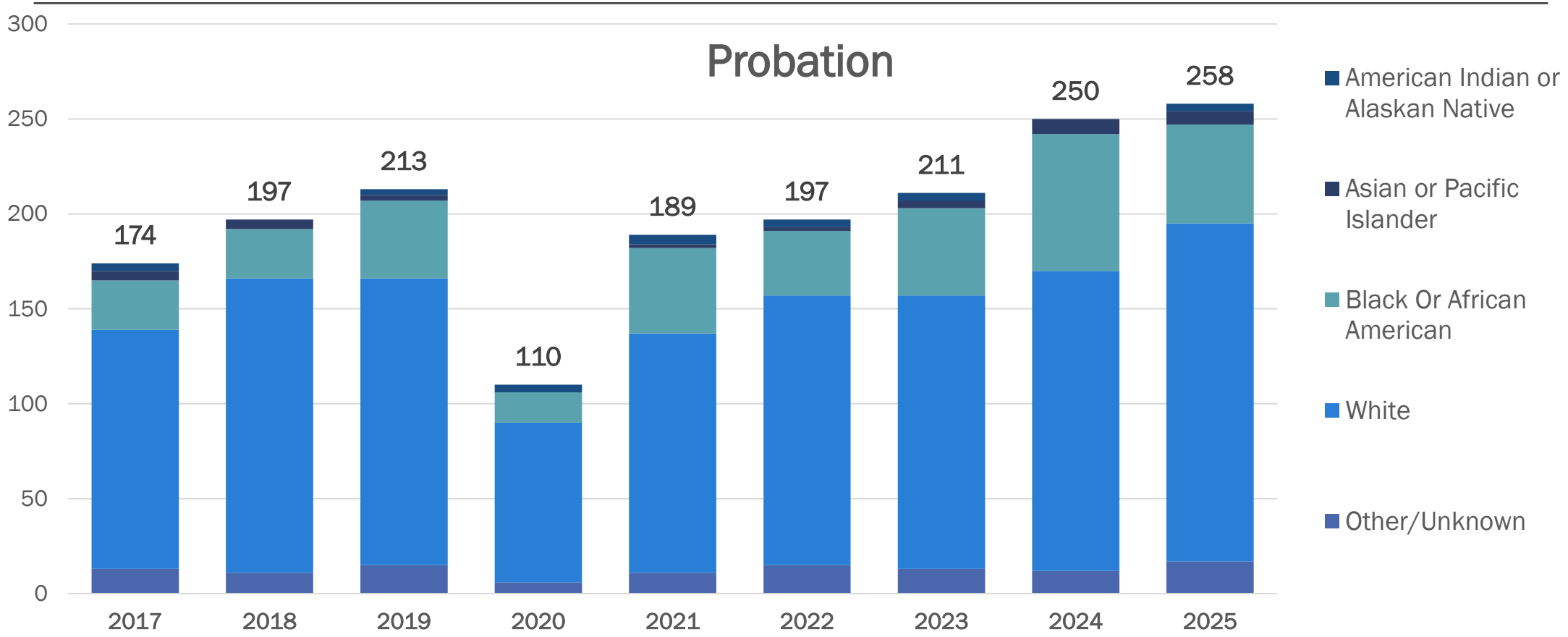

NDOC DUI Admission Trends By Race

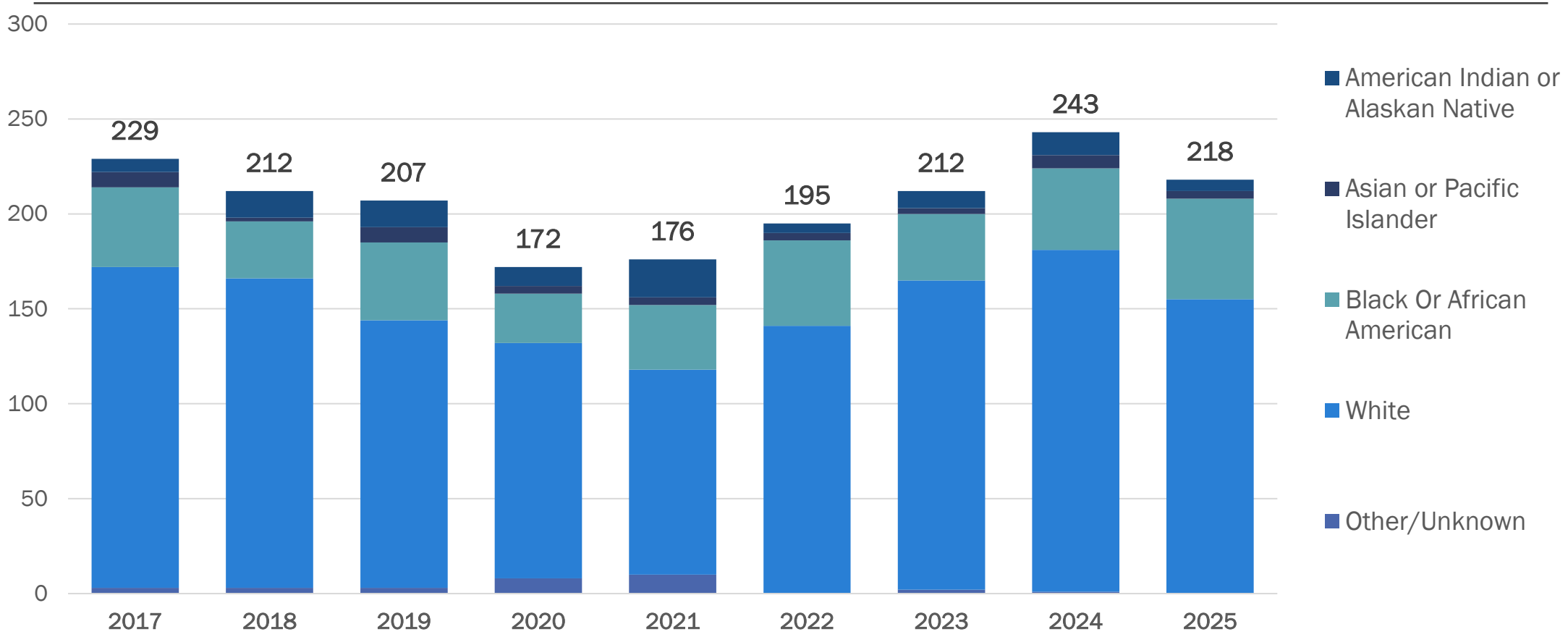

NPP DUI Supervision Population Year End Count Trends

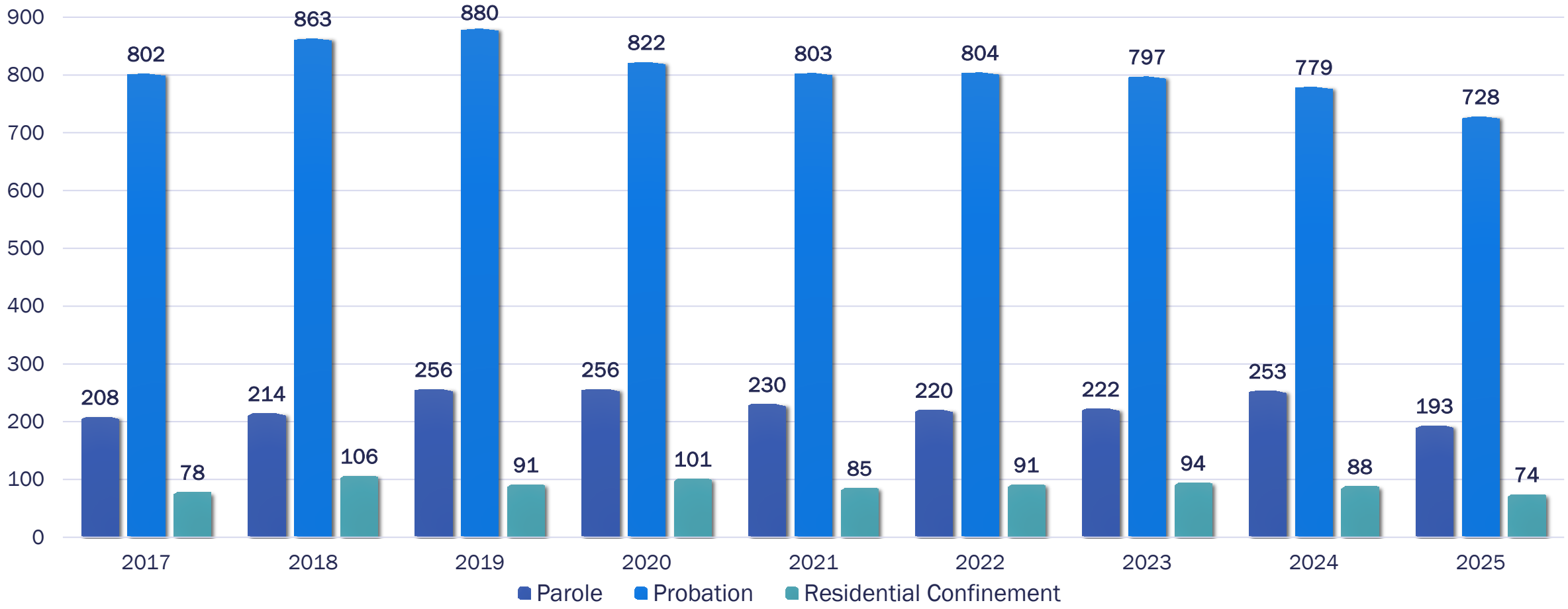

NDOC DUI Population Year End Count Trends

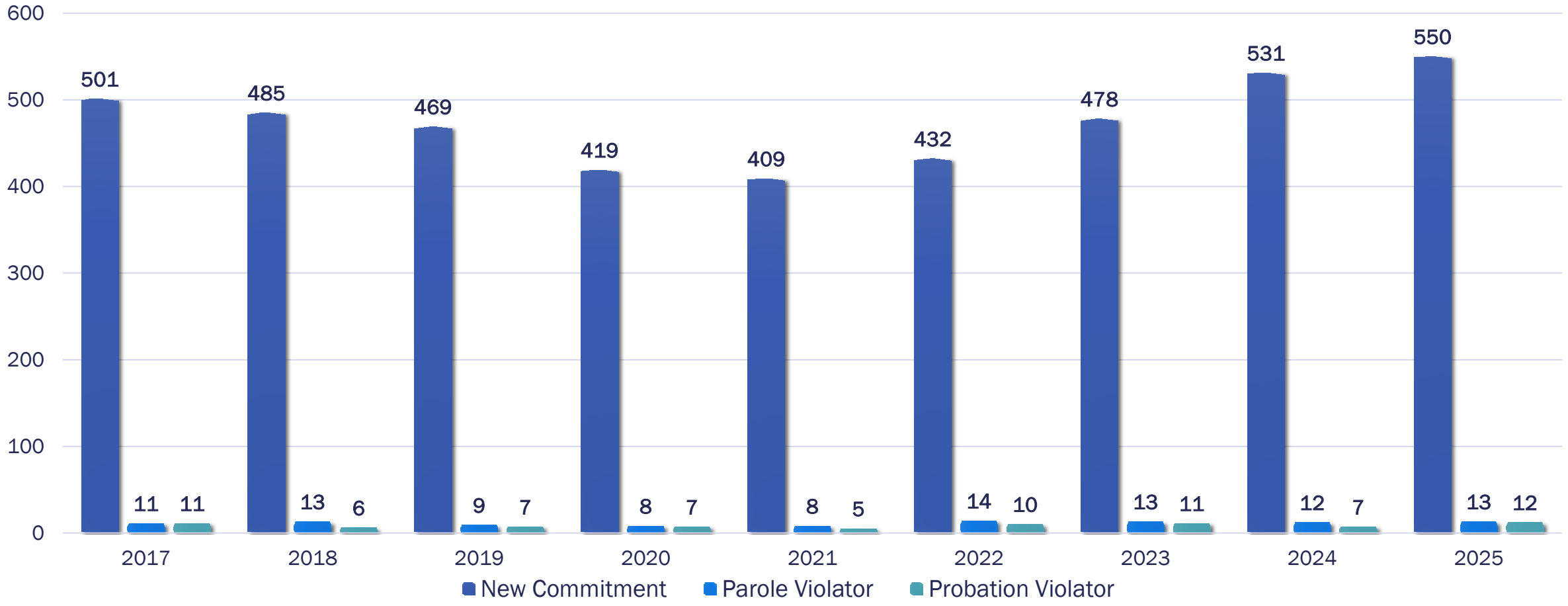

Future Projects

- Continued DUI Analysis
- Comprehensive Report
- Longitudinal Study of NV Criminal Justice System
- Legislative Requests
- Any Commissioner Requests

Contact Information

SENTENCING POLICY
State of Nevada

(775) 684-7390

SentencingPolicy@ndsp.nv.gov

https://sentencing.nv.gov/

625 Fairview Drive, Suite 109
Carson City, NV 89701-5430