

NDSP Data Presentation

NEVADA SENTENCING
COMMISSION MEETING

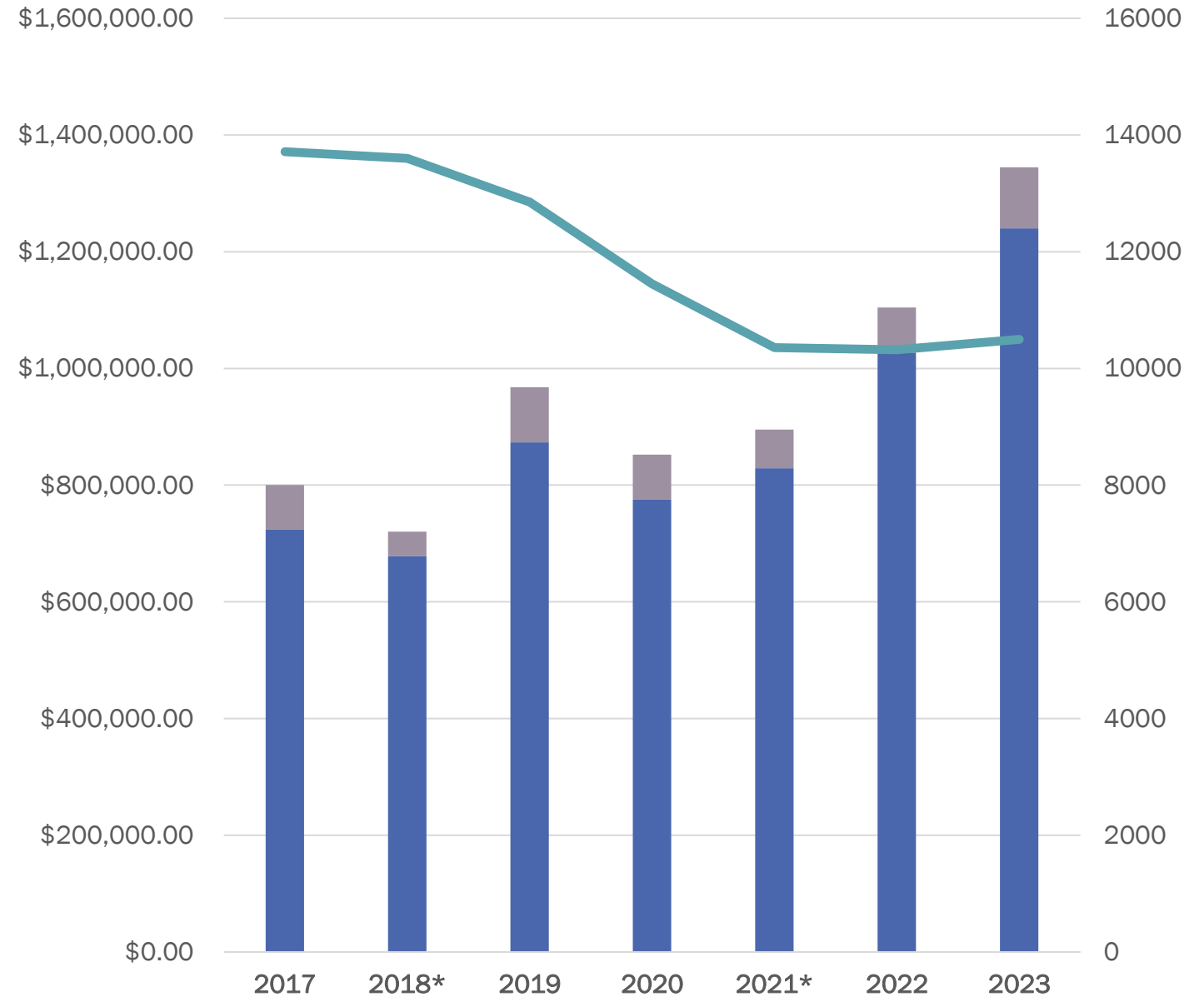
JUNE 21, 2024

Medical Costs on the Aging NDOC Population

- Monthly Average Medical Cost
- Monthly Average Medical Cost Per Offender
- Monthly Average Medical Costs by Place of Service
- 2023 Actual Medical Costs by Place of Service
- Looking Forward
- Questions

Monthly Average Medical Cost

NDOC Total Population



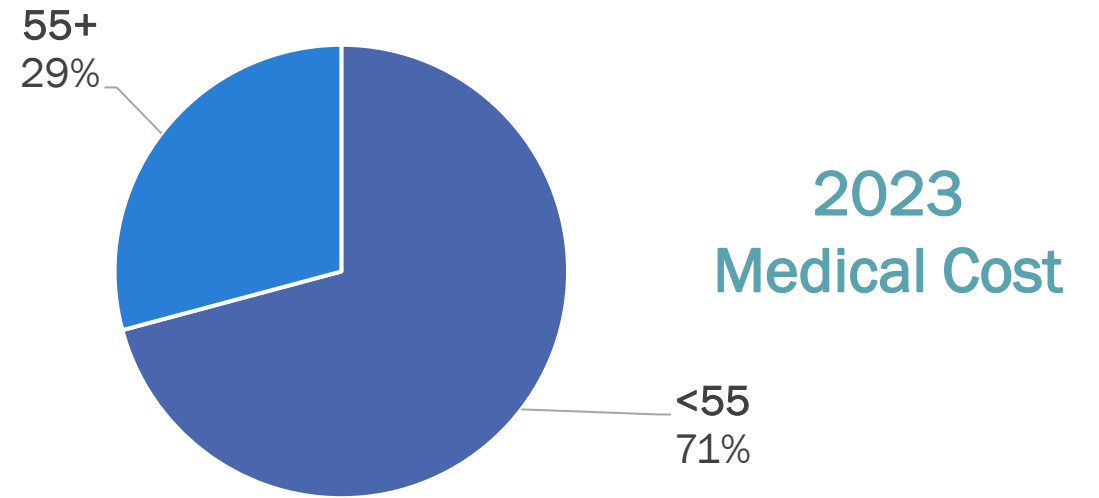
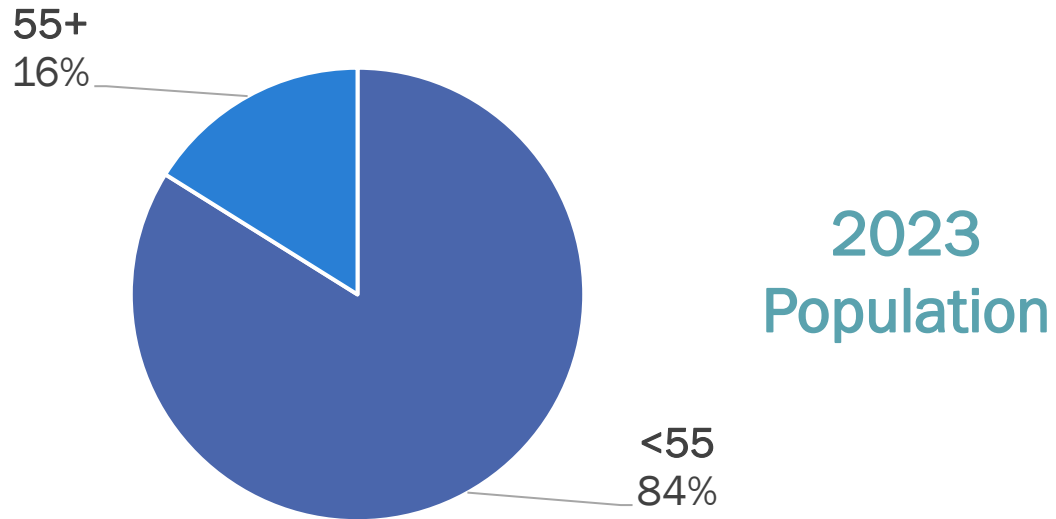
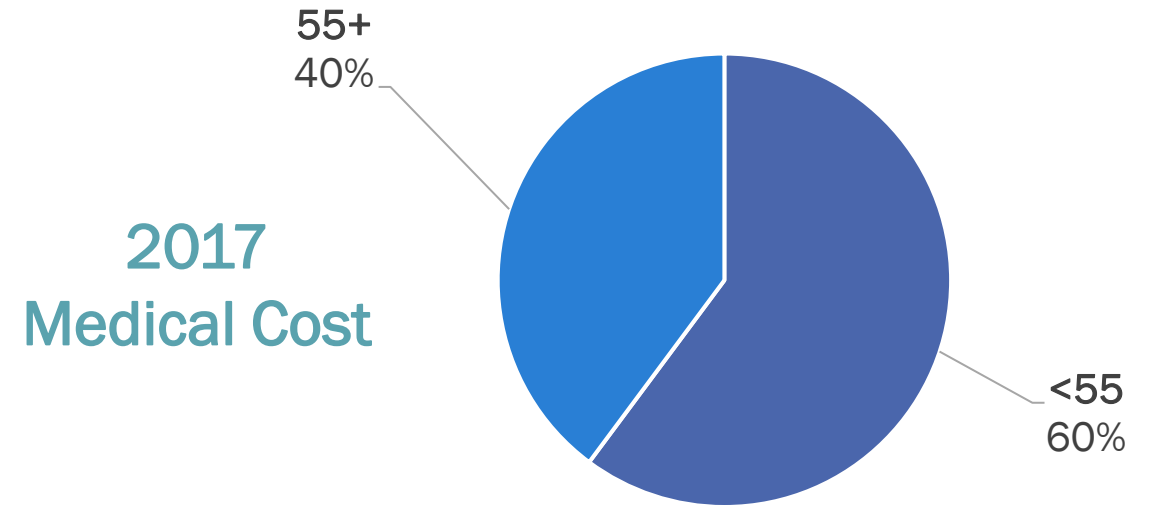
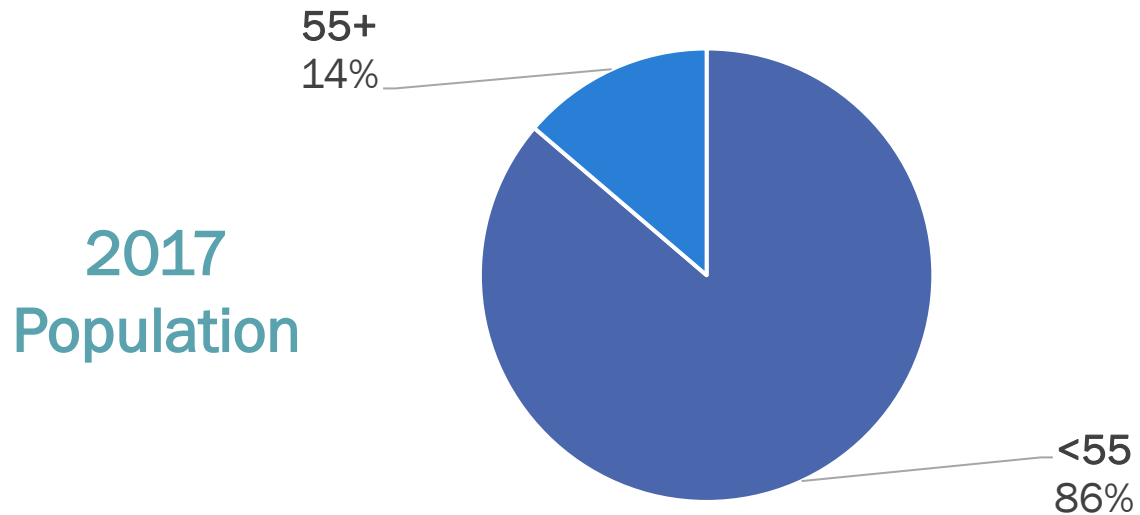
Male Medical Cost Female Medical Cost Number of Offenders

Monthly Average Medical Cost

NDOC Aging Population



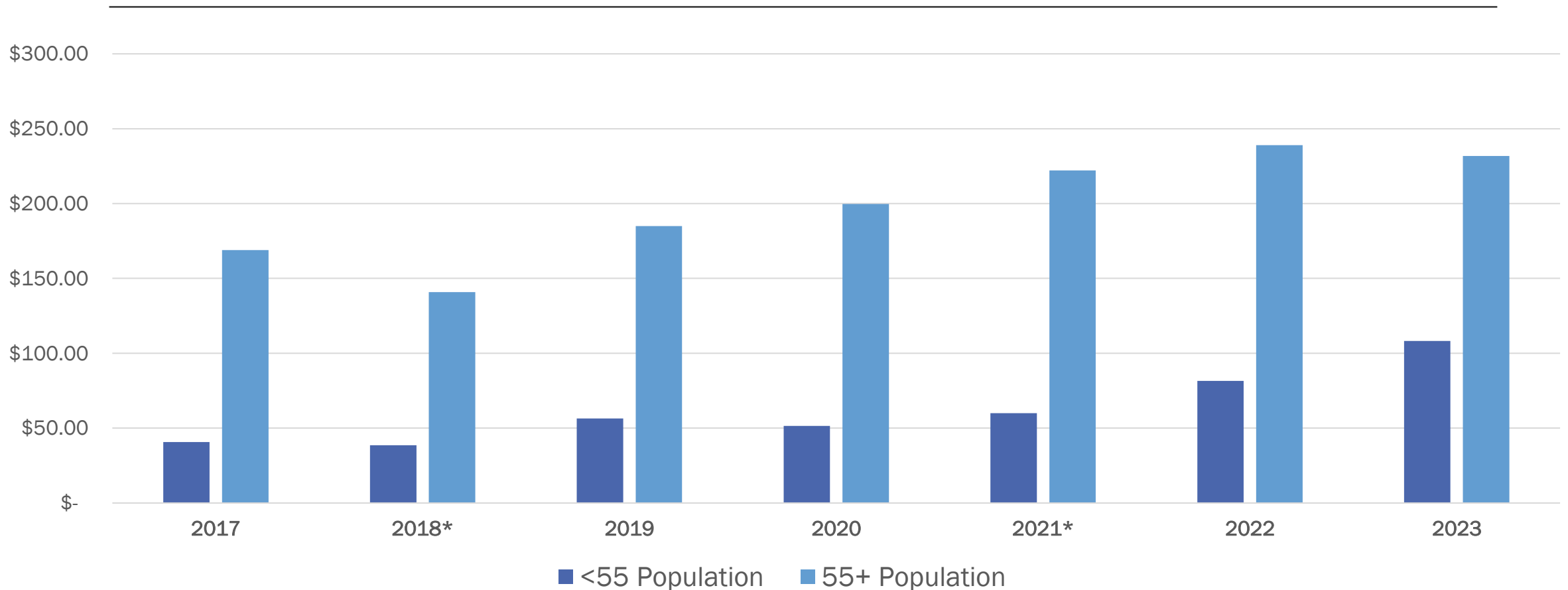
Male Medical Cost Female Medical Cost Number of Offenders



Proportion of the Population & Medical Cost by Age Group

NDOC <55 vs. 55+ Population

Average Monthly Medical Cost Per Offender



	<55 Population			55+ Population		
Year	AVG Mo. Medical Cost	Number of Offenders	AVG Mo. Med \$ Per Offender	AVG Mo. Medical Cost	Number of Offenders	AVG Mo. Med \$ Per Offender
2017	\$481,536.44	11829	\$40.71	\$318,649.35	1886	\$168.96
2018*	\$450,043.97	11682	\$38.52	\$270,085.00	1918	\$140.82
2019	\$618,802.15	10963	\$56.44	\$349,274.72	1889	\$184.90
2020	\$496,914.68	9669	\$51.39	\$355,228.58	1779	\$199.68
2021*	\$519,580.70	8667	\$59.95	\$375,636.85	1691	\$222.14
2022	\$705,702.43	8654	\$81.55	\$398,577.19	1668	\$238.96
2023	\$952,662.35	8808	\$108.16	\$392,257.27	1692	\$231.83

Total Population Average Monthly Costs by Place of Service

PLACE OF SERVICE	2017	2018*	2019	2020	2021*	2022	2023
EMERGENCY ROOM - HOSPITAL	\$ 120,348.75	\$ 135,656.12	\$ 168,377.15	\$ 179,424.63	\$ 149,913.21	\$ 243,176.77	\$ 409,222.12
ON CAMPUS - OUTPATIENT HOSPITAL	\$ 180,340.14	\$ 117,876.38	\$ 243,362.99	\$ 161,355.00	\$ 128,460.53	\$ 218,230.45	\$ 176,634.91
OFFICE	\$ -	\$ -	\$ 90,938.15	\$ 135,582.92	\$ 283,089.21	\$ 300,976.91	\$ 335,513.82
AMBULATORY SURGICAL CENTER	\$ 121,631.78	\$ 113,862.91	\$ 129,739.53	\$ 71,761.52	\$ 106,453.40	\$ 119,490.37	\$ 159,912.68
INDEPENDENT LABORATORY	\$ 45,821.31	\$ 71,198.59	\$ 126,133.17	\$ 174,130.80	\$ 145,994.14	\$ 96,772.73	\$ 104,391.04
PRISON/CORRECTIONAL FACILITY	\$ 192,367.68	\$ 146,100.56	\$ 107,600.10	\$ 12,526.90	\$ 10,968.15	\$ 11,406.94	\$ 12,045.60
AMBULANCE - AIR OR WATER	\$ 68,644.40	\$ 69,740.86	\$ 42,964.88	\$ 52,023.73	\$ 21,828.89	\$ 43,177.22	\$ 22,315.88
AMBULANCE - LAND	\$ 32,046.10	\$ 42,479.82	\$ 41,717.66	\$ 47,747.19	\$ 31,743.53	\$ 26,434.07	\$ 38,048.83
INPATIENT HOSPITAL	\$ 31,660.04	\$ 17,677.82	\$ 3,816.35	\$ 9,101.09	\$ 5,386.56	\$ 23,900.20	\$ 70,574.97
HOME	\$ -	\$ -	\$ 4,057.78	\$ 4,829.67	\$ 10,444.75	\$ 15,503.57	\$ 10,095.19
SKILLED NURSING FACILITY	\$ -	\$ 3,108.18	\$ 1,964.18	\$ -	\$ -	\$ 3,488.33	\$ 4,160.00
TELEHEALTH	\$ 1,113.00	\$ 856.67	\$ 1,712.46	\$ 2,055.65	\$ 148.60	\$ 279.29	\$ 111.30
END STAGE RENAL DISEASE TREATMENT FACILITY STAY	\$ -	\$ 592.10	\$ 3,692.84	\$ -	\$ -	\$ -	\$ -
REMAINING PLACES OF SERVICE	\$ 6,212.59	\$ 978.95	\$ 1,999.63		\$ 786.59	\$ 1,442.77	\$ 1,893.30
TOTAL AVERAGE MONTHLY MEDICAL COST	\$ 800,185.79	\$ 720,128.97	\$ 968,076.87	\$ 850,539.10	\$ 895,217.56	\$ 1,104,279.62	\$ 1,344,919.62

2023 Total Pop Medical Costs

Total Medical Cost
\$16,139,035.44

ON CAMPUS - OUTPATIENT HOSPITAL
\$2,119,618.90

AMBULATORY SURGICAL CENTER
\$1,918,952.17

AMBULANCE - LAND
\$456,585.95

AMBULANCE - AIR OR WATER
\$267,790.52

REMAINING PLACES OF SERVICE
\$22,719.55

END STAGE RENAL DISEASE
TREATMENT FACILITY STAY
\$0.00

HOME
\$121,142.26

INDEPENDENT LABORATORY
\$1,252,692.44

OFFICE
\$4,026,165.86

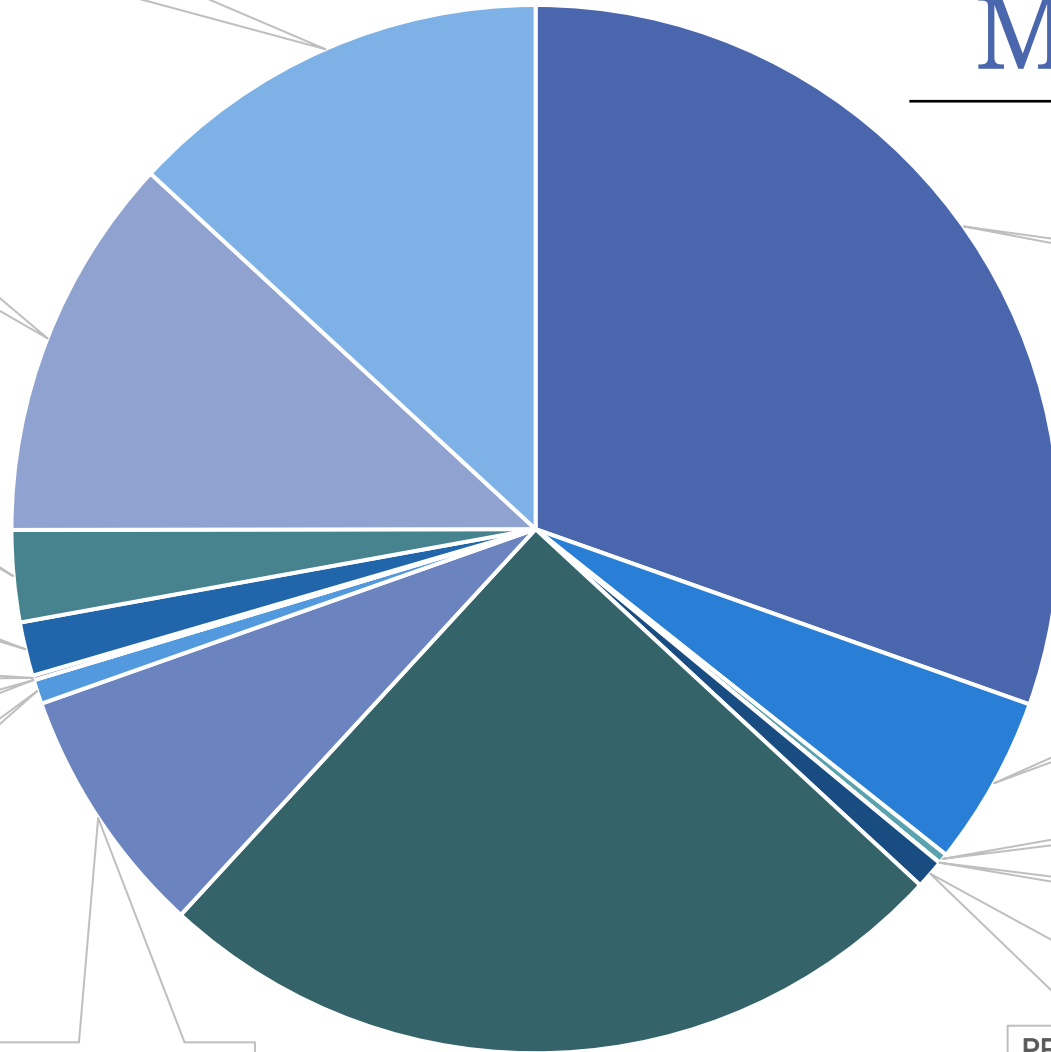
PRISON/CORRECTIONAL FACILITY
\$144,547.23

EMERGENCY ROOM - HOSPITAL
\$4,910,665.38

INPATIENT HOSPITAL
\$846,899.63

SKILLED NURSING FACILITY
\$49,920.00

TELEHEALTH
\$1,335.55

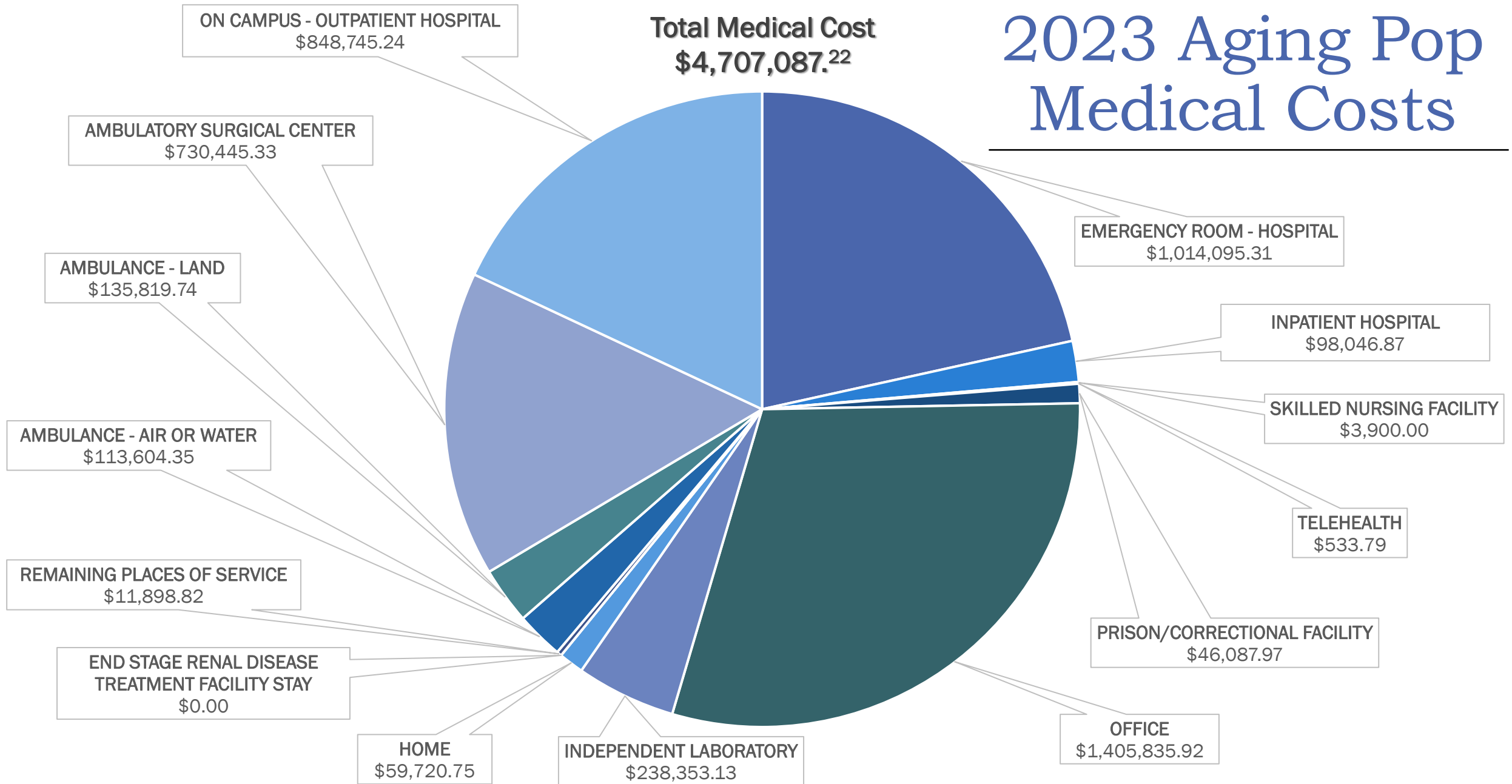


Aging Population Average Monthly Costs by Place of Service

PLACE OF SERVICE	2017	2018*	2019	2020	2021*	2022	2023
EMERGENCY ROOM - HOSPITAL	\$ -	\$ 23,948.74	\$ 30,485.63	\$ 54,420.80	\$ 30,821.69	\$ 66,350.16	\$ 84,507.94
ON CAMPUS - OUTPATIENT HOSPITAL	\$ 95,080.69	\$ 55,442.57	\$ 146,913.83	\$ 113,034.79	\$ 75,691.27	\$ 102,817.85	\$ 70,728.77
OFFICE	\$ -	\$ -	\$ 22,919.15	\$ 72,091.87	\$ 147,901.65	\$ 86,013.76	\$ 117,152.99
AMBULATORY SURGICAL CENTER	\$ 62,277.05	\$ 59,080.01	\$ 60,642.34	\$ 30,304.86	\$ 60,341.65	\$ 82,903.21	\$ 60,870.44
INDEPENDENT LABORATORY	\$ 9,053.60	\$ 15,607.72	\$ 27,177.00	\$ 48,492.65	\$ 35,900.71	\$ 19,150.56	\$ 19,862.76
PRISON/CORRECTIONAL FACILITY	\$ 72,098.86	\$ 74,403.05	\$ 41,192.60	\$ 5,722.20	\$ 4,102.38	\$ 2,868.26	\$ 3,840.66
AMBULANCE - AIR OR WATER	\$ 18,057.42	\$ 18,900.25	\$ 1,651.32	\$ 7,478.92	\$ 4,345.64	\$ 10,352.15	\$ 9,467.03
AMBULANCE - LAND	\$ 12,516.86	\$ 11,555.59	\$ 13,344.70	\$ 19,805.25	\$ 12,073.66	\$ 9,027.93	\$ 11,318.31
INPATIENT HOSPITAL	\$ 19,352.09	\$ 8,975.41	\$ 2,941.65	\$ 2,002.52	\$ -	\$ 8,145.18	\$ 8,170.57
HOME	\$ -	\$ -	\$ 46.46	\$ 357.36	\$ 4,278.65	\$ 10,095.32	\$ 4,976.73
SKILLED NURSING FACILITY	\$ -	\$ 874.55	\$ 653.35	\$ -	\$ -	\$ -	\$ 325.00
TELEHEALTH	\$ 385.50	\$ 184.46	\$ 586.58	\$ 692.78	\$ 36.39	\$ 246.84	\$ 44.48
END STAGE RENAL DISEASE TREATMENT FACILITY STAY	\$ -	\$ 592.10	\$ 142.79	\$ -	\$ -	\$ -	\$ -
REMAINING PLACES OF SERVICE	\$ 1,547.83	\$ 520.55	\$ 577.33	\$ 824.56	\$ 143.17	\$ 605.97	\$ 991.57
TOTAL AVERAGE MONTHLY MEDICAL COST	\$ 290,369.90	\$ 270,085.00	\$ 349,274.72	\$ 355,228.58	\$ 375,636.85	\$ 398,577.19	\$ 392,257.27

2023 Aging Pop Medical Costs

Total Medical Cost
\$4,707,087.22



Looking Forward

- Aging Population: All Offenses
- Youthful Offender Analysis
- Deep Dive into Lengths of Stay
- 2025 Legislative Session support
- Microsoft SQL Server Database for NDSP

Contact Information



(775) 684-7390



SentencingPolicy@ndsp.nv.gov



<https://sentencing.nv.gov/>



625 Fairview Drive, Suite 109
Carson City, NV 89701-5430