

Washoe County Sheriff's Office Weekly Crime Overview Report

Last Week Analyzed: 11/23/2020 - 11/29/2020

Washoe County 2020 Offenses - 1

		Week 44	Week 45	Week 46	Week 47	Week 48 (Last Week)	4 Week Average
Group A Offenses	Arson	0	0	1	0	0	0
	Assault Offenses	10	9	6	10	8	9
	Burglary/B&E	4	4	3	1	8	3
	Counterfeiting/Forgery	1	1	0	0	0	1
	Destruction/Damage/Vandalism of Property	14	2	8	5	9	7
	Drug/Narcotic Offenses	4	5	8	5	12	6
	Embezzlement	0	1	0	0	0	0
	Extortion/Blackmail	0	0	0	1	0	0
	Fraud Offenses	11	19	12	10	7	13
	Kidnapping/Abduction	0	0	1	3	0	1
	Larceny/Theft Offenses	16	10	8	6	14	10
	Motor Vehicle Theft	1	0	1	1	1	1

		Week 44	Week 45	Week 46	Week 47	Week 48 (Last Week)	4 Week Average
Group A Offenses	Robbery	1	0	2	0	0	1
	Sex Offenses	1	2	2	1	0	2
	Stolen Property Offs	0	1	1	2	0	1
	Weapon Law Violations	1	2	1	1	5	1
Group B Offenses	All Other Offenses	12	7	14	12	19	11
	Curfew/Loitering/Vagrancy Violations	0	0	0	1	0	0
	Disorderly Conduct	1	2	0	0	0	1
	DUI	3	6	8	5	9	6
	Family Offenses, Nonviolent	0	1	2	2	3	1
	Liquor Law Violations	1	0	0	1	1	1
	Trespass of Real Prop	1	0	0	2	1	1

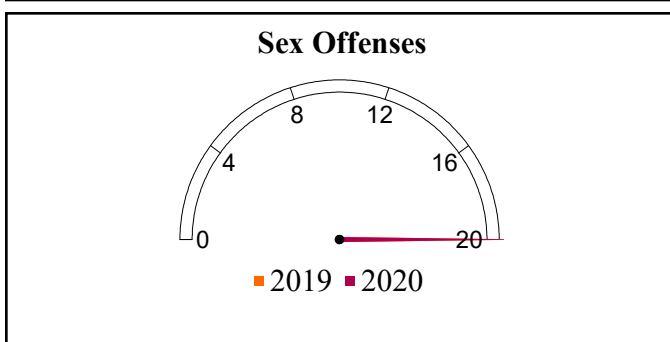
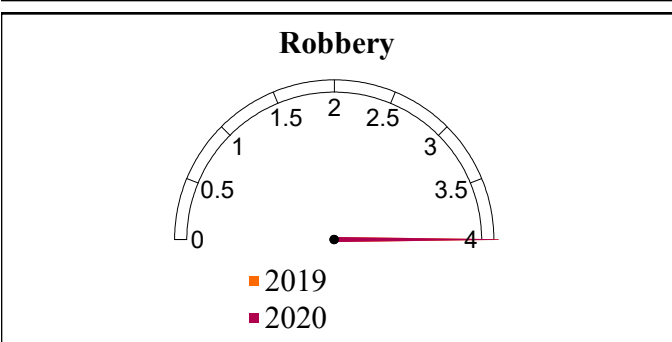
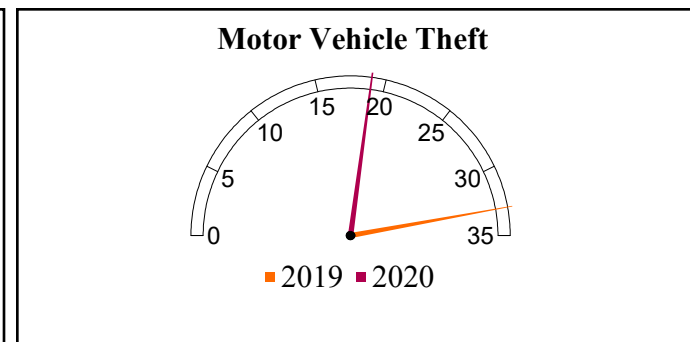
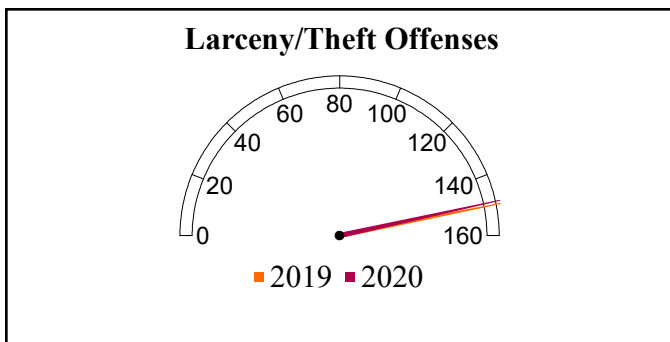
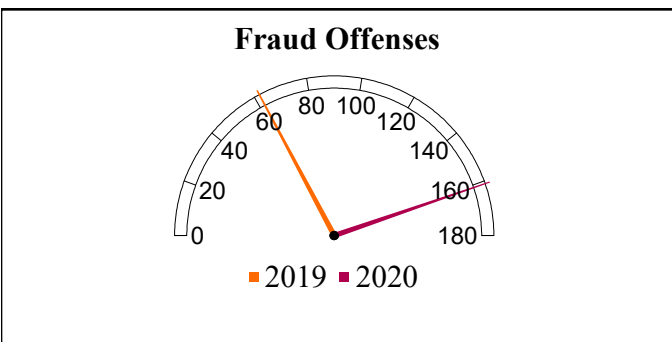
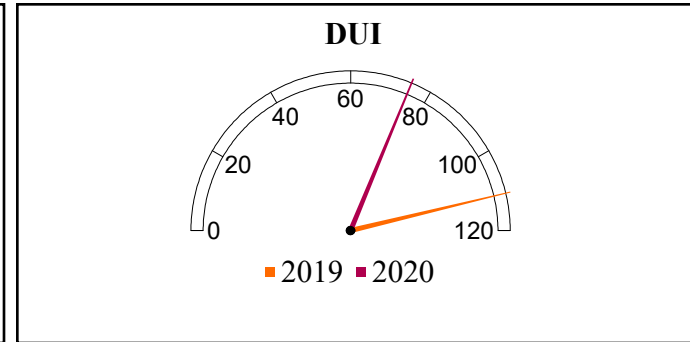
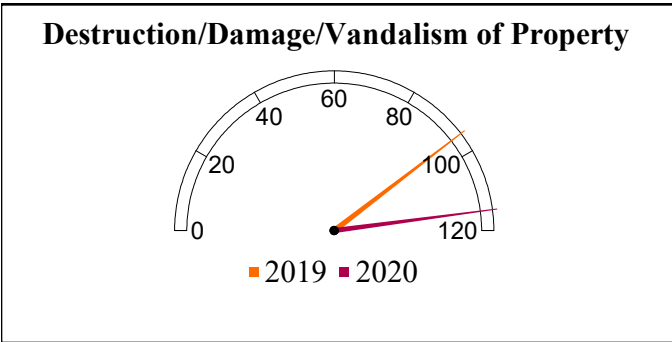

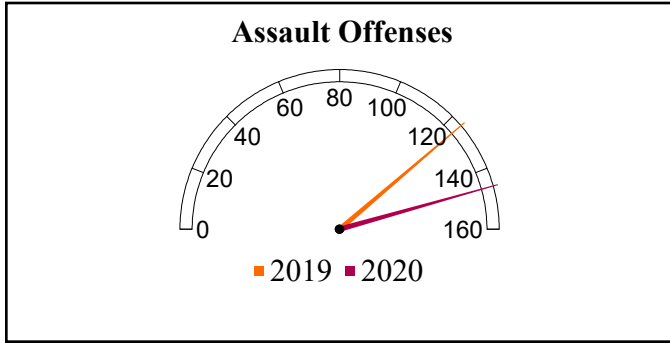
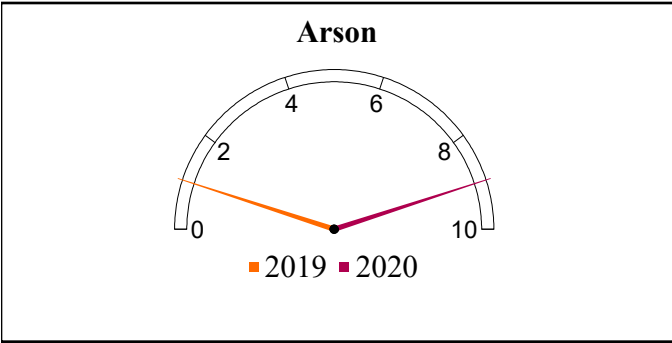
Washoe County 2020 Case Offenses - 2

Washoe County 2020 Arrest Offenses Charged in Cases

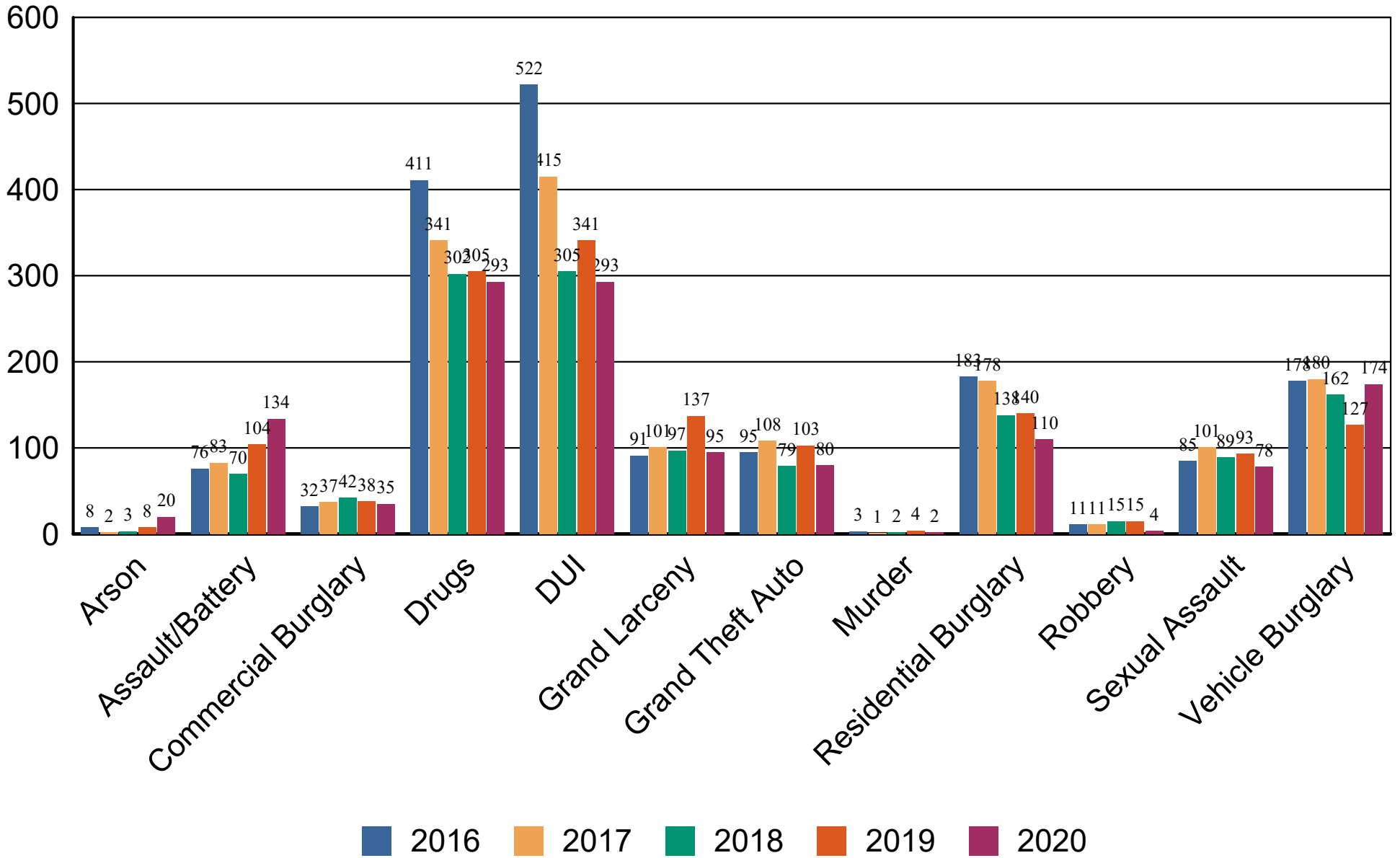
	Week 44	Week 45	Week 46	Week 47	Week 48	Last 5 Weeks
All Other Offenses	5	1	8	3	2	19
Assault Offenses	9	7	7	6	7	36
Burglary/B&E	2	0	2	0	1	5
Counterfeiting/Forgery	1	0	0	0	0	1
Curfew/Loitering/Vagrancy Violations	0	0	0	1	0	1
Destruction/Damage/Vandalism of Property	2	1	1	1	3	8
Disorderly Conduct	1	1	0	0	0	2
Drug/Narcotic Offenses	4	5	8	4	10	31
DUI	2	7	8	5	8	30
Embezzlement	0	0	1	2	0	3
Family Offenses, Nonviolent	1	0	1	1	2	5
Fraud Offenses	1	0	0	2	0	3
Kidnapping/Abduction	0	0	1	1	0	2
Larceny/Theft Offenses	1	0	1	2	0	4
Liquor Law Violations	2	0	0	1	1	4
Motor Vehicle Theft	1	0	0	0	0	1
Sex Offenses	1	1	0	0	0	2
Stolen Property Offs	0	1	1	3	0	5
Trespass of Real Prop	1	0	0	1	0	2
Weapon Law Violations	1	1	0	1	4	7

	Week 44	Week 45	Week 46	Week 47	Week 48	Last 5 Weeks
Total	23	23	29	23	25	123

Washoe County 2020 Offenses Compared to Previous Year (Last 90 Days From Previous Sunday)



Crimes Categories by YTD

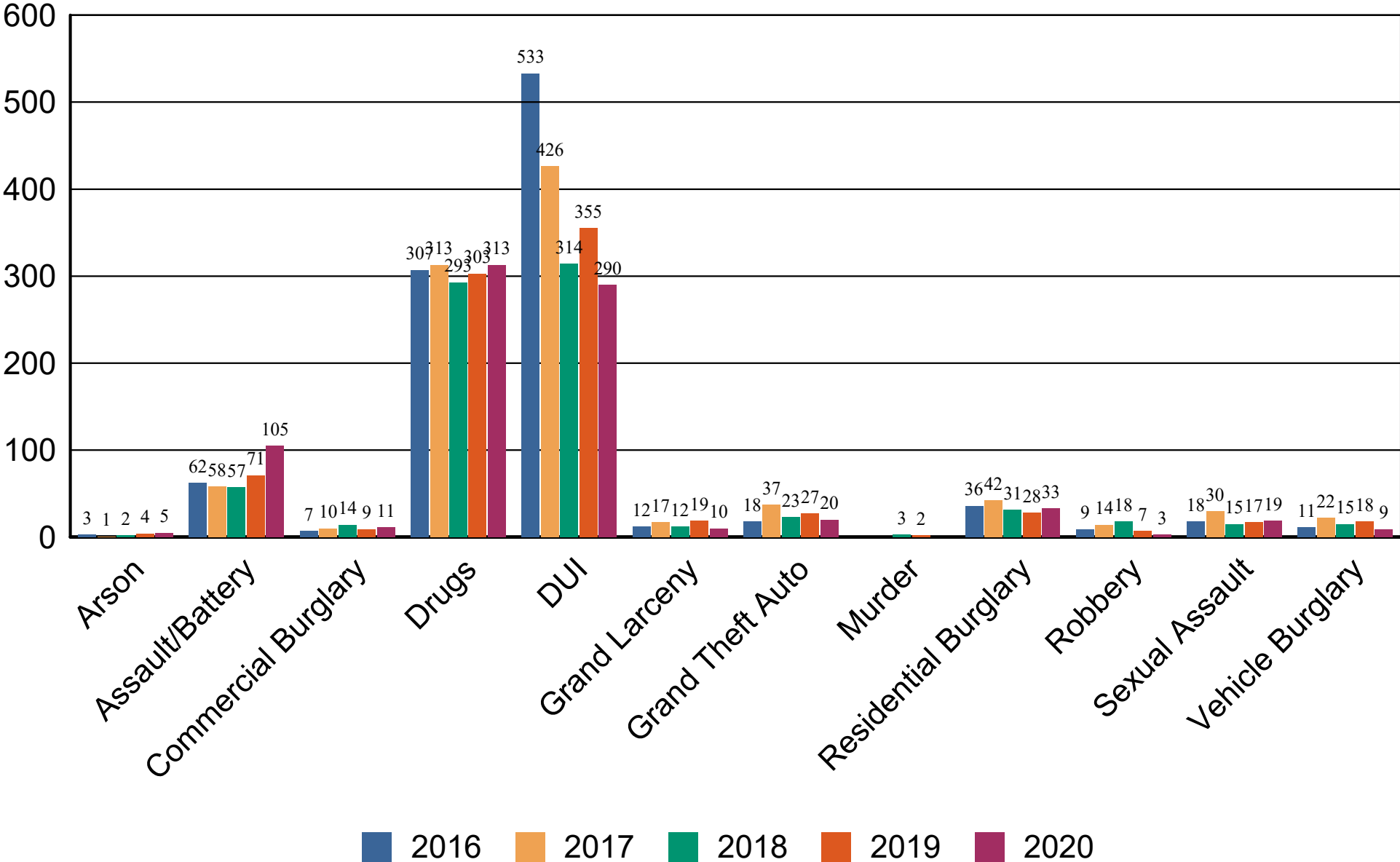


		2016	2017	2018	2019	2020	4 Year Average	CI Low	CI High
Alcohol Crime	Drugs	411	341	302	305	293	340	297	383
	DUI	522	415	305	341	293	396	314	477
	Total	933	756	607	646	586	736	612	859
Property Crime	Arson	8	2	3	8	20	5	3	8
	Commercial Burglary	32	37	42	38	35	37	34	41
	Grand Larceny	91	101	97	137	95	107	89	124
	Grand Theft Auto	95	108	79	103	80	96	85	107
	Residential Burglary	183	178	138	140	110	160	139	180
	Vehicle Burglary	178	180	162	127	174	162	141	183
	Total	587	606	521	553	514	567	535	599
Violent Crime	Assault/Battery	76	83	70	104	134	83	71	96
	Murder	3	1	2	4	2	3	1	4
	Robbery	11	11	15	15	4	13	11	15
	Sexual Assault	85	101	89	93	78	92	86	98
	Total	175	196	176	216	218	191	174	207

*Homicide numbers represent the best available estimate. Final numbers require verification.

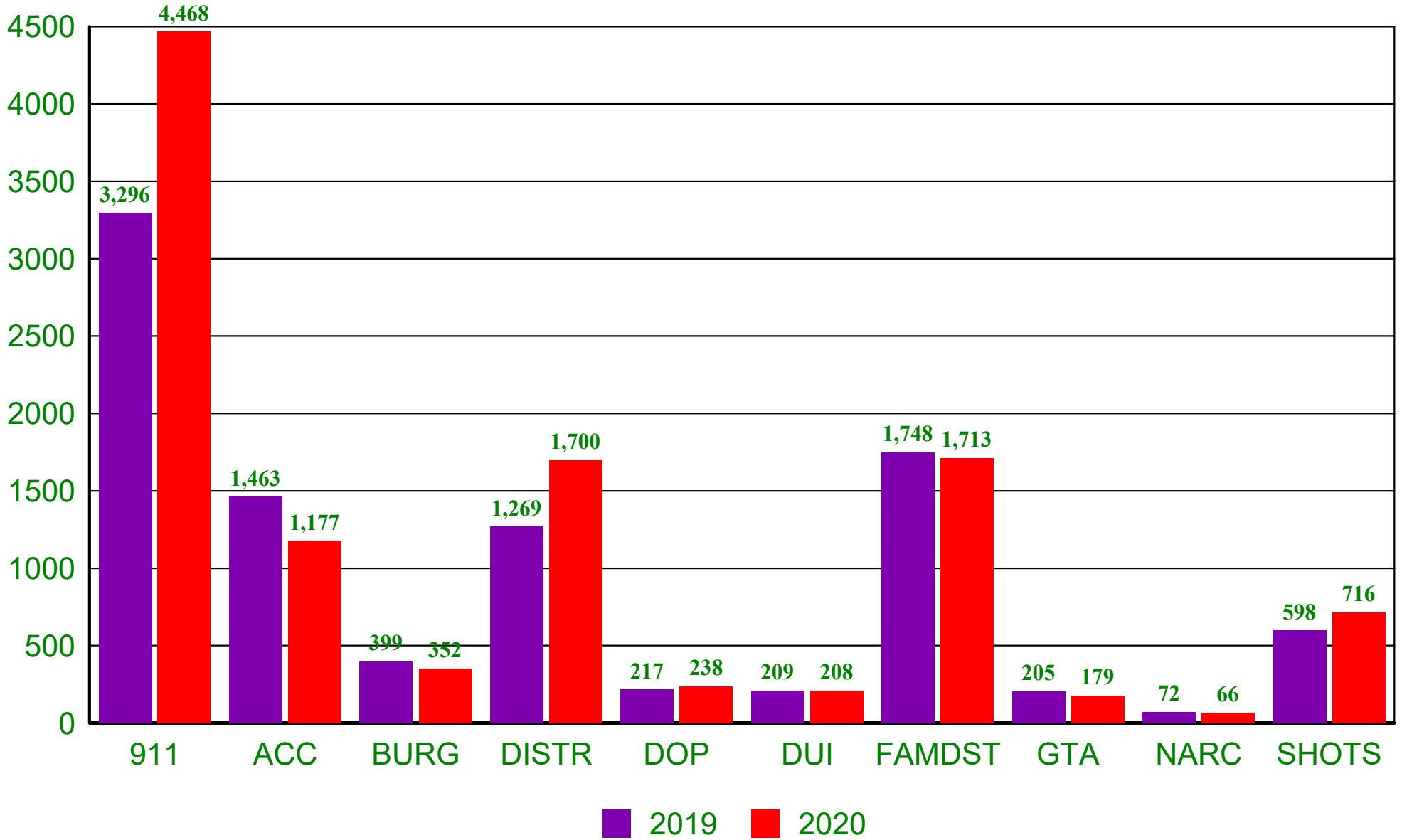
Washoe County Crime Comparison YTD - 2

Crime Category Arrests by YTD



*Homicide numbers represent the best available estimate. Final numbers require verification.

Dispatched CFS Type YTD

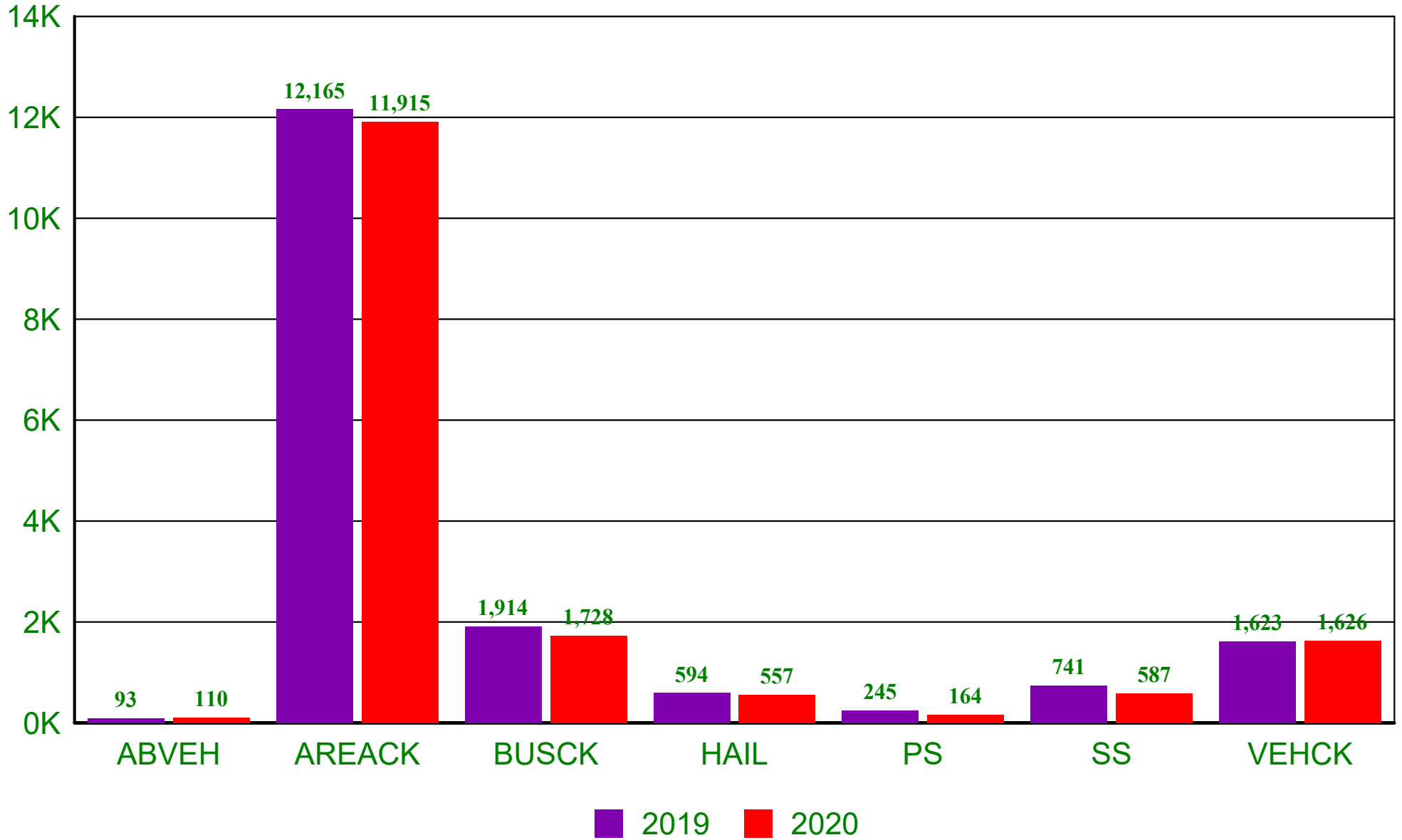


		911	ACC	BURG	DISTR	DOP	DUI	FAMDST	GTA	NARC	SHOTS
2019	Jan	249	161	53	67	18	17	163	19	6	50
	Feb	263	261	30	53	12	12	125	19	3	29
	Mar	227	110	29	51	13	16	147	16	12	36
	Apr	195	98	38	103	14	18	162	10	6	42
	May	202	96	38	101	29	28	157	11	2	48
	Jun	328	104	32	157	16	26	152	18	3	56
	Jul	526	132	30	259	25	30	177	19	6	102
	Aug	454	138	38	175	17	18	208	19	10	77
	Sep	345	126	34	133	26	19	191	17	8	70
	Oct	284	121	41	85	22	9	128	33	10	42
	Nov	223	116	36	85	25	16	138	24	6	46
	Total		3296	1463	399	1269	217	209	1748	205	72
2020	Jan	297	114	36	70	12	14	136	13	2	27
	Feb	309	125	23	62	25	18	136	11	4	30
	Mar	317	113	40	91	22	16	139	15	6	48
	Apr	268	61	22	97	26	12	160	12	5	81
	May	397	87	42	177	22	17	172	14	7	98
	Jun	499	95	31	175	17	19	171	18	4	77
	Jul	695	113	27	355	19	27	186	15	8	114

		911	ACC	BURG	DISTR	DOP	DUI	FAMDST	GTA	NARC	SHOTS
2020	Aug	667	99	33	214	28	25	184	26	9	80
	Sep	484	116	28	193	31	20	167	20	8	71
	Oct	319	140	43	180	27	20	135	14	9	38
	Nov	216	114	27	86	9	20	127	21	4	52
	Total	4468	1177	352	1700	238	208	1713	179	66	716

Washoe County Frequently Dispatched CFS Types by YTD - 3

Initiated CFS Year to Date

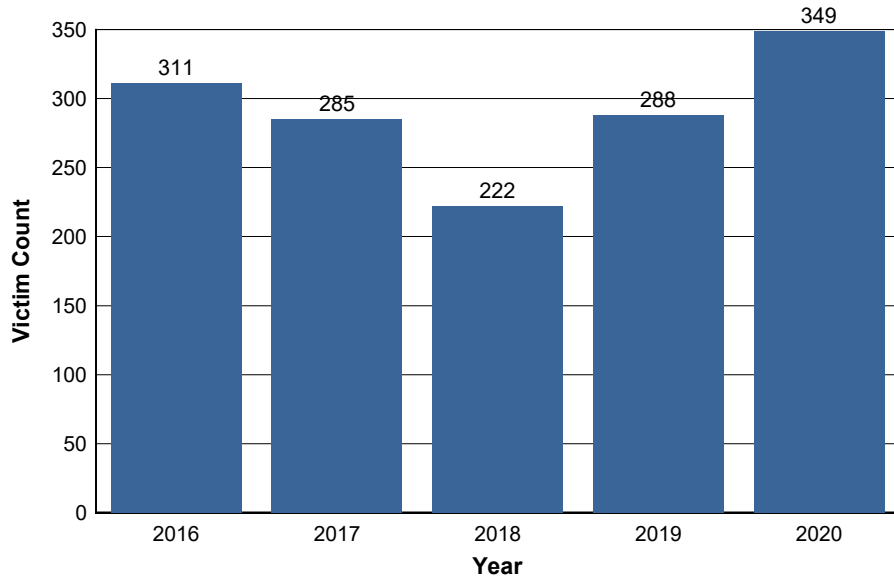


		ABVEH	AREACK	BUSCK	HAIL	PS	SS	VEHCK
2019	Jan	12	1,191	184	58	23	70	139
	Feb	11	1,142	153	48	29	82	121
	Mar	14	1,376	173	57	11	61	110
	Apr	9	1,108	170	53	22	59	147
	May	9	1,298	171	53	15	65	160
	Jun	4	973	174	52	13	67	157
	Jul	6	1,043	167	61	38	78	156
	Aug	12	1,035	226	63	9	73	191
	Sep	3	1,002	163	62	30	61	141
	Oct	6	996	160	51	29	69	160
	Nov	7	1,001	173	36	26	56	141
	Total		93	12,165	1,914	594	245	741
2020	Jan	13	784	147	45	27	61	139
	Feb	9	694	118	40	29	52	108
	Mar	25	2,033	395	43	13	40	179
	Apr	16	2,144	246	48	10	71	202
	May	5	1,168	144	46	12	54	147
	Jun	5	962	134	56	15	44	138
	Jul	1	1,104	142	92	10	77	185

		ABVEH	AREACK	BUSCK	HAIL	PS	SS	VEHCK
2020	Aug	3	929	116	51	13	66	137
	Sep	16	755	82	59	17	54	138
	Oct	15	705	103	44	13	36	131
	Nov	2	637	101	33	5	32	122
	Total	110	11,915	1,728	557	164	587	1,626

Washoe County Frequently Dispatched CFS Types by YTD - 3

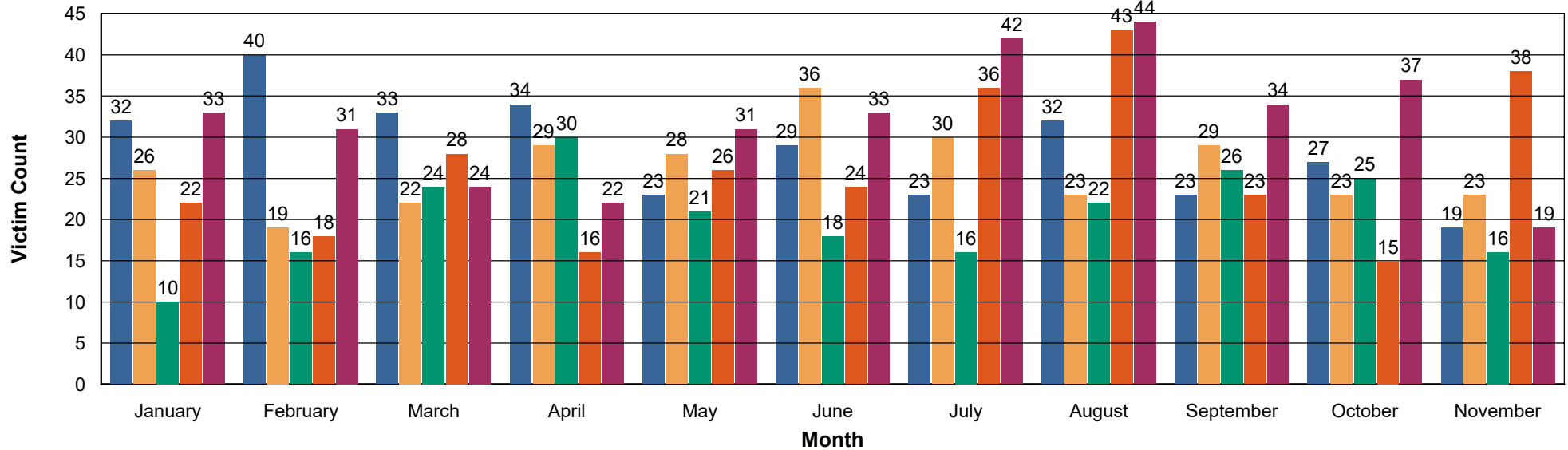
Domestic Violence Victims by Year



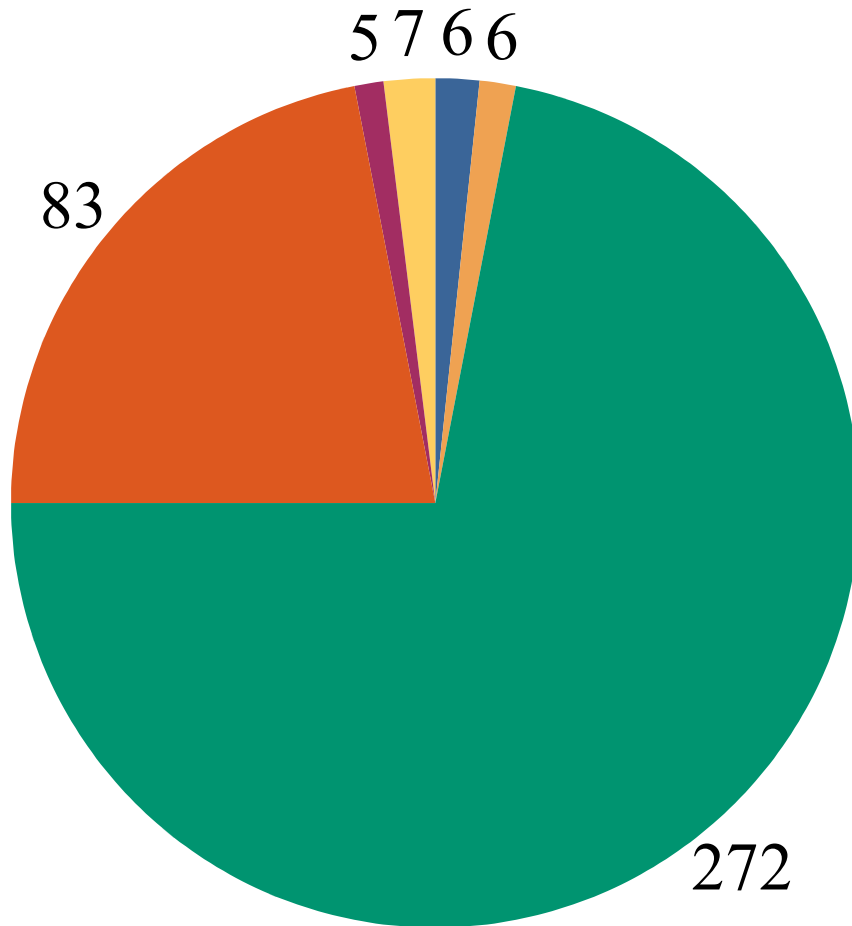
Count of Domestic Violence Victims

Last 5 Weeks	Week 44	7
	Week 45	3
	Week 46	6
	Week 47	5
	Week 48	2
	Total	23

Domestic Violence Victims by Month (YTD)

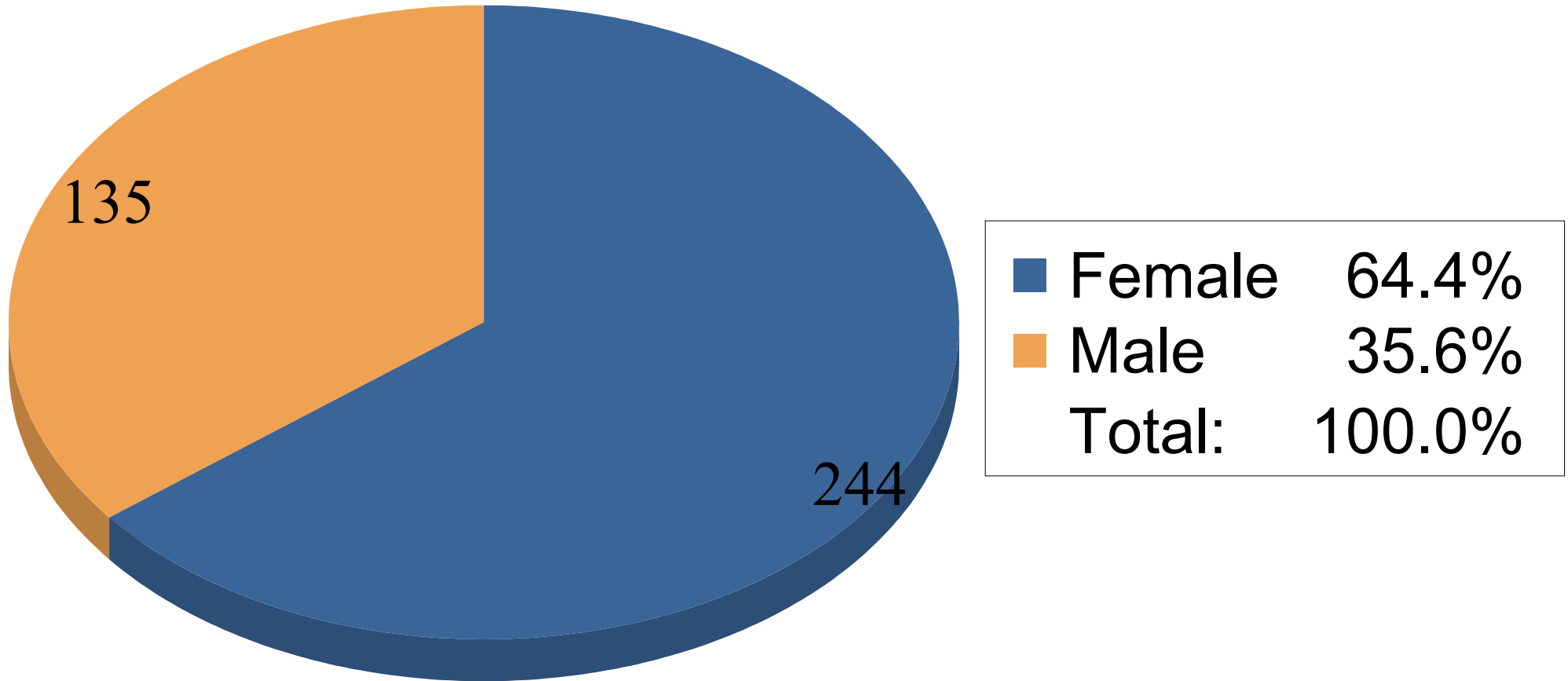


Victim Race Over Past 365 Days

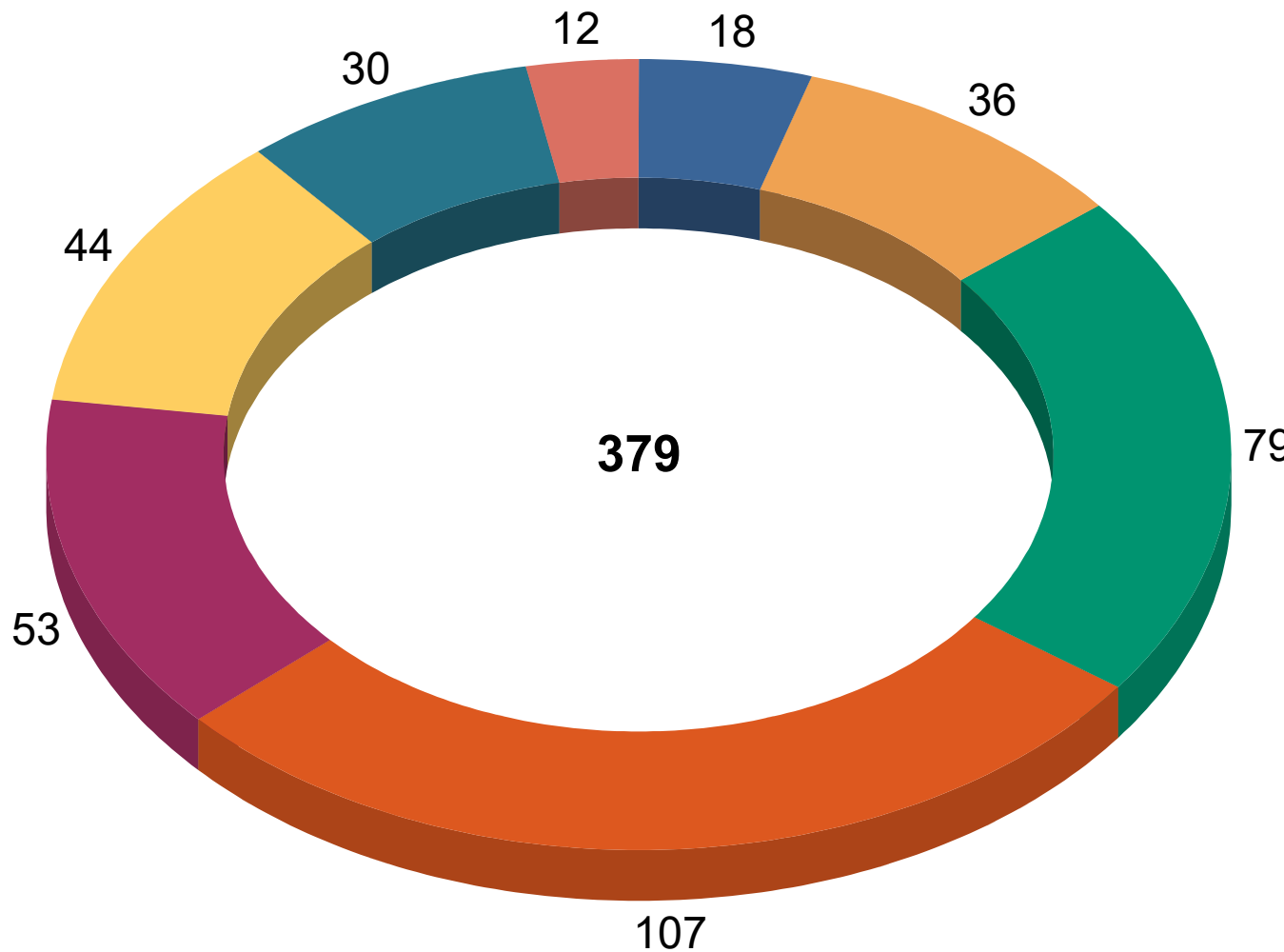


African-American	1.6%
Asian	1.6%
Caucasian White	71.8%
Hispanic	21.9%
Native American	1.3%
Other Declared	1.8%
Total:	100.0%

Victim Gender Over Past 365 Days



Age of Victims Over Past 365 Days



0-9	4.7%
10-19	9.5%
20-29	20.8%
30-39	28.2%
40-49	14.0%
50-59	11.6%
60-69	7.9%
70+	3.2%
Total:	100.0%