

NEVADA DEPARTMENT OF CORRECTIONS

COVID-19 UPDATE

Presentation to the:

Nevada Sentencing Commission

December 9, 2020


Steve Sisolak
Governor



Charles Daniels
Director

Nevada Department of Corrections Outline

- Impacts of COVID-19
- Background
- Data
- Definitions
- Protocols
 - Wave 1 (March-August)
 - Wave 2 (September to date)



Nevada Department of Corrections Data, As of December 8, 2020

Staff

- COVID-19 Positive = 189
-
- Quarantine = 217
- Isolation = 189
- Admitted to hospital = 7
- Death COVID-19 confirmed positive = 2
- Death pending COVID-19 test = 0

Offender

- COVID-19 Positive = 1237
- Quarantine = 2,971
- Isolation = 1,237
- Admitted to hospital = 8
- Death COVID-19 confirmed positive = 5
- Death pending COVID-19 test from December 1, 2020 = 0

Nevada Department of Corrections Background











- **Implement firewall protocols**
 - Suspending visitation and all non-NDOC employee access;
 - Health screening of all employees to include temperature checks and symptoms screening;
 - Adopted a “when in doubt, keep them out” slogan
 - Initiated mask usage within institution
- **Sanitation protocols**
 - 10% bleach solution used to wipe down all areas
- **Testing**
 - Vulnerable population
 - By institution
 - Staff

Nevada Department of Corrections

Background continued

- **Personal Protective Equipment**
 - Hand sanitizer manufactured by Prison Industries and distributed to all staff and offenders
 - Recollected from offenders due to consumption.
 - Face masks issued to all staff (manufactured by Prison Industries)
- **Communication**
 - Town Halls every Tuesday and Friday agency wide

Nevada Department of Corrections National Rankings

STATE	TOTAL CASES ▼	PER 10,000 PRISONERS	NEW CASES OVER TIME
Texas	26,473	2,186	
Federal	26,388	1,790	
California	22,508	2,312	
Florida	17,021	2,012	
Michigan	13,940	4,033	
Arkansas	9,014	6,268	
Wisconsin	8,458	4,002	
Ohio	7,795	1,730	
Tennessee	6,025	3,125	
Oklahoma	5,850	2,662	

Nevada Department of Corrections Nevada Rankings

Nevada

1,044

906

Nevada Department of Corrections Definitions

- **Quarantine**
 - Symptomatic or exposed
- **Isolation**
 - Confirmed positive

Nevada Department of Corrections

Wave 1

- Access to screening tools (thermometers)
- Access to PPE
- Employee positives
- Incoming offender testing
- Out of State offender testing

Nevada Department of Corrections Wave 2

- **Community restrictions lifted**
- **COVID fatigue**
- **Offender positives**



Nevada Department of Corrections Conclusion

Thank you for this opportunity!

Questions?